



Club Health Assessment for District 4 C1 through December 2025

			Status	Membership						Reports				Finance		LCIF
Club Number	Club Name	Charter Date	Times in Status Quo in Past 2 Years	Current Member Count **	YTD Members Added	YTD Members Dropped	YTD Net Growth% ***	Member Count 1 Year Ago	Dropped Members Avg.Length of Service	Months Since Membership Update	Current Officers Reported ****	Current President Repeated Term	VP Reported *****	Last Date Reported Service (mm/yyyy)	Account Balance	YTD Donations
Clubs less than two years old																
171427	Shasta County Cyber	05/24/2024	Active	17	0	1	-5.56%	21	1	3	Y	3	R	04/2025		
Clubs more than two years old																
1941	ALTURAS	10/17/1941	Active	7	0	3	-30.00%	11	3	2	Y	6	N	12/2025		
Exc Award (06/30/2017)																
1942	ANDERSON	04/11/1956	Active	14	0	0	0.00%	15		10	Y		N	05/2025	90+ Days	\$2,937.35
1946	BURNEY	05/09/1946	Active	32	0	0	0.00%	32		11	Y			02/2022		
1949	CHICO BREAKFAST	02/12/1954	Active	17	0	1	-5.56%	25	4	0	Y			09/2025		
1951	COLUSA	05/21/1929	Active	34	0	3	-8.11%	25	6	2	Y	2	N	12/2025		
1953	COTTONWOOD	12/14/1943	Active	22	6	1	29.41%	19	0	4	Y	3		06/2025	90+ Days	
1971	ENTERPRISE	05/15/1970	Active	18	0	1	-5.26%	23	54	2	Y		N	12/2025		
1955	ETNA	04/29/1935	Active	14	0	1	-6.67%	16	37	0	Y		R	12/2025		
Exc Award (06/30/2023)																
82586	ETNA SCOTT VALLEY LIONESS	06/11/2004	Active	9	2	0	28.57%	6		1	Y	2	N	12/2025		
1956	FALL RIVER MILLS	02/17/1948	Cancelled(8*)	0	0	16	-100.00%	15	11	10	N	None		11/2022	90+ Days	
52188	FOREST RANCH	11/25/1991	Active	20	0	3	-13.04%	22	18	1	Y	2	N	10/2025		
64280	FORT JONES	05/14/2001	Active	31	0	1	-3.13%	32	6	3	Y		N	12/2025		
Exc Award (06/30/2021, 06/30/2023)																
1957	GRIDLEY	12/03/1945	Active	29	2	0	7.41%	27		3	Y		N	11/2025		\$500.00
45867	HAMILTON CITY	03/21/1986	Active	27	0	1	-3.57%	27	39	5	Y			07/2020		
38253	HAYFORK	04/10/1980	Active	20	8	0	66.67%	12		2	Y	2	R	09/2025	90+ Days	
30759	LAKEHEAD	05/06/1975	Active(2)	36	0	0	0.00%	41		6	Y	3	R	04/2025		
1959	LINDA	01/08/1954	Active	16	1	4	-15.79%	19	26	2	Y	3	R	12/2025		
1960	LIVE OAK	11/25/1953	Active	12	1	0	9.09%	12		1	Y	3		11/2025		
42634	LOMA RICA FOOTHILL	05/03/1983	Active	95	4	3	1.06%	90	6	2	Y		N	12/2025		\$1,000.00
Exc Award (06/30/2024)																
1962	MERIDIAN	06/28/1939	Active	15	0	0	0.00%	15		42	Y		R	12/2025		
46952	PALO CEDRO	02/24/1987	Active	11	0	0	0.00%	16		6	Y	2	R	06/2025		



Club Health Assessment for District 4 C1 through December 2025

			Membership							Reports				Finance		LCIF			
Club Number	Club Name	Charter Date	Status	Current Member Count **	YTD Members Added	YTD Members Dropped	YTD Net Growth% ***	Member Count 1 Year Ago	Dropped Members Avg.Length of Service	Months Since Membership Update	Current Officers Reported ****	Current President Repeated Term	VP Reported *****	Last Date Reported Service (mm/yyyy)	Account Balance	YTD Donations			
			Times in Status Quo in Past 2 Years																
1966	PARADISE HOST	03/17/1940	Active	36	1	3	-5.26%	40	5	0	Y		N	12/2025	90+ Days	\$150.00			
Exc Award (06/30/2018)																			
1967	QUINCY	06/27/1946	Active	5	0	0	0.00%	5		13	Y	8		09/2023					
1970	REDDING BREAKFAST	02/04/1964	Active	20	2	3	-4.76%	21	35	0	Y		N	11/2025					
1969	REDDING HOST	09/21/1938	Active	15	0	1	-6.25%	16	50	4	Y		N	12/2025					
1973	SHASTA LAKE L C	02/11/1969	Active(2)	12	0	0	0.00%	0		8	Y	12		12/2019					
1975	SUTTER	05/12/1960	Active	37	1	0	2.78%	32		4	Y		N	08/2025					
30921	TRINITY LAKE	06/16/1975	Active	13	2	0	18.18%	11		5	Y	3		10/2025					
1977	WEAVERVILLE	03/03/1959	Active	41	4	0	10.81%	38		2	N	None	N	12/2025					
1979	WHEATLAND	12/15/1948	Active	25	11	5	31.58%	19	11	3	N	2	R	12/2025					
1981	WILLOWS	04/04/1956	Active	16	3	0	23.08%	14		1	Y		N	12/2025		\$528.11			
1982	YREKA HOST	03/02/1925	Active	13	0	0	0.00%	20		7	Y		R	12/2025		\$1,100.00			
Exc Award (06/30/2023, 06/30/2024)																			
33293	YUBA CITY PEACH BOWL	02/11/1977	Active	25	3	2	4.17%	25	15	1	Y		N	09/2025	90+ Days	\$100.00			
82605	YUBA CITY SUNSET BUTTES	06/14/2004	Active	19	0	2	-9.52%	20	4	2	Y		N	11/2024	90+ Days				
Current Total Clubs Count	YTD New Clubs Count	YTD Cancelled Clubs Count	YTD Net Club Gain	Current Total Members Count	YTD Add	YTD Drop	YTD Net Growth %	Member Count 12 Months Ago	Average Member Count Per Club	% of Clubs with less than 20 members	% No Officer Report in 12 Months	% of Clubs with balance 90+ days	Number of Clubs in Status Quo	% Status Quo Clubs in Financial Suspension	Number of Cancelled Clubs	Average Cancelled Club Age	Members Lost Due to Cancellation	% of Clubs Cancelled for Non-Financial Reasons	
34	0	1	-1	773	51	55	-4	-0.51%	782	23	53%	0%	21%	0	0%	1	78	16	0%

* - P - Priority Club. Cancellation Reasons: 1-Objectives/conduct, 2-Non-active club, 5-Non-existing club, 6-Disbanding, 7-Merger, 8-Financial Suspension, 9-District/Multiple District Dues.

** Red denotes below 15 active members.

*** Red denotes 20% + loss.

**** Y - all 3 (President, Secretary, Treasurer) club officers reported, N - not all 3 reported.

***** Abbreviation: N-New, IP-Immediate Past, R-Repeat.




Club Health Assessment for District 4 C2 through December 2025

			Status	Membership						Reports				Finance		LCIF
Club Number	Club Name	Charter Date	Times in Status Quo in Past 2 Years	Current Member Count **	YTD Members Added	YTD Members Dropped	YTD Net Growth% ***	Member Count 1 Year Ago	Dropped Members Avg.Length of Service	Months Since Membership Update	Current Officers Reported ****	Current President Repeated Term	VP Reported *****	Last Date Reported Service (mm/yyyy)	Account Balance	YTD Donations
Clubs more than two years old																
1985	AMERICAN CANYON L C	09/28/1972	Active	10	0	0	0.00%	10		12	N	None		08/2021		
1986	ANDERSON VALLEY	11/06/1950	Active	33	1	0	3.13%	31		3	Y	8	R	09/2024		
1989	BENICIA	05/26/1969	Active	25	3	2	4.17%	27	5	0	Y			11/2025		\$1,949.00
	Exc Award (06/30/2023)															
1990	BRIONES L C	03/22/1966	Active	17	2	2	0.00%	24	1	0	Y	3	R	07/2017		
1994	CLOVERDALE	11/29/1950	Active	67	0	0	0.00%	73		1	Y		N	02/2025		
	Exc Award (06/30/2018)															
1996	CORTE MADERA	08/30/1951	Active	62	2	14	-16.22%	71	8	1	N	None	N	03/2019		
1997	COTATI	07/25/1951	Active	6	1	0	20.00%	5		3	Y	7	R	07/2019		
1999	DIXON	04/09/1954	Active	34	2	3	-2.86%	35	17	5	Y			04/2022	90+ Days	
2001	EUREKA HOST	04/03/1928	Active	7	0	1	-12.50%	11	9	3	Y		N	12/2021		
	Exc Award (06/30/2018)															
2005	FAIRFIELD HOST	08/06/1924	Active	16	1	0	6.67%	21		2	Y		N	06/2025		
	Exc Award (06/30/2025)															
2008	FERNDALE	05/09/1938	Active	16	2	1	6.67%	16	32	2	Y	4	R	10/2024		
2009	FORT BRAGG MENDOCINO	05/17/1938	Active	9	0	1	-10.00%	14	17	5	Y		R	04/2025		
30758	GUALALA	05/06/1975	Active	46	4	0	9.52%	41		2	Y		N	08/2021		
2012	ISLETON	09/17/1953	Cancelled(6*)	0	0	13	-100.00%	13	17	1	N	None		06/2019		
2013	KELSEYVILLE	02/12/1953	Active	18	1	1	0.00%	18	4	0	Y		R	07/2021		
31985	LAKEPORT EARLY LAKE	04/12/1976	Active	15	0	0	0.00%	15		4	N		N	02/2019		
	Exc Award (06/30/2021)															
2015	LAKESHORE	04/15/1947	Active	27	0	0	0.00%	25		6	Y	2	N	12/2015		
58952	LARKSPUR CHAMPIONS	12/30/1996	Active	23	0	0	0.00%	25		8	Y	3		12/2020		
2018	LAYTONVILLE	01/15/1954	Active	16	0	0	0.00%	15		8	Y				90+ Days	
142961	Laytonville Long Valley Lioness	10/08/2020	Active	10	0	0	0.00%	6		5	Y			04/2025		
2021	MC KINLEYVILLE	03/01/1962	Active	12	1	0	9.09%	14		4	Y	4	R	09/2025		
2023	MIDDLETOWN	06/03/1957	Active	36	0	16	-30.77%	52	7	0	Y	7	R	05/2019		
2026	MOUNTAIN	02/03/1964	Active	23	3	2	4.55%	20	3	2	Y	4	R	02/2022		



Club Health Assessment for District 4 C2 through December 2025

			Status	Membership						Reports				Finance	LCIF	
Club Number	Club Name	Charter Date	Times in Status Quo in Past 2 Years	Current Member Count **	YTD Members Added	YTD Members Dropped	YTD Net Growth% ***	Member Count 1 Year Ago	Dropped Members Avg.Length of Service	Months Since Membership Update	Current Officers Reported ****	Current President Repeated Term	VP Reported *****	Last Date Reported Service (mm/yyyy)	Account Balance	YTD Donations
52147	NAPA GREATER NAPA VALLEY	11/08/1991	Active	13	0	0	0.00%	12		9	Y	5	R	12/2022		\$200.00
2030	NOVATO	10/09/1946	Active	6	0	0	0.00%	9		6	Y			05/2025		
29354	PETALUMA 7-11	05/29/1974	Active	18	0	0	0.00%	17		6	Y		N	09/2025		\$1,000.00
2032	PETALUMA HOST	11/11/1925	Active	8	0	0	0.00%	8		14	Y		N			
2035	RIO VISTA	01/28/1938	Active	36	8	0	28.57%	38		0	Y		N	08/2025		\$1,000.00
Exc Award (06/30/2018, 06/30/2023)																
2038	ROUND VALLEY L C	03/18/1971	Active	13	2	0	18.18%	11		5	Y		N	09/2025	90+ Days	
2042	SAN GERONIMO VALLEY	12/10/1957	Active	44	1	0	2.33%	52		5	Y		N	08/2020		
2043	SAN RAFAEL HOST	09/29/1922	Active	17	0	1	-5.56%	19	2	5	Y	2	N	10/2024		\$100.00
38118	SAN RAFAEL LAS GALLINAS	03/18/1980	Active	40	1	0	2.56%	39		3	N		N	01/2025		
2045	SANTA ROSA AND MONTGOMERY VILLAGE	01/18/1923	Active	36	3	0	9.09%	36		1	Y		N	07/2025		\$6,000.00
133975	Santa Rosa Kasthamandap	03/05/2018	Active	22	2	0	10.00%	39		4	Y		N	05/2025		
84782	SANTA ROSA ROSELAND LIONS & LIONESS	01/25/2005	Active(1)	7	7	0	100.00%	7		4	Y			02/2015		
2046	SAUSALITO	04/08/1927	Active	47	1	2	-2.08%	44	14	0	Y	2	R	09/2025		\$136.00
31986	SEBASTOPOL GRAVENSTEIN	04/12/1976	Active	16	3	0	23.08%	14		0	Y	3	R	05/2024		\$500.00
31528	SIX RIVERS	01/05/1976	Active	29	0	2	-6.45%	31	1	2	Y	4				
31235	TRINIDAD	10/17/1975	Active	13	0	0	0.00%	12		10	Y	5	R	05/2019		
2050	UKIAH HOST	12/14/1926	Active	45	0	0	0.00%	45		4	Y		N	01/2024	90+ Days	
2051	UKIAH REDWOOD EMPIRE	09/08/1970	Active	17	1	1	0.00%	17	9	3	Y	4	R	08/2019	90+ Days	
29355	VALLEJO EXECUTIVE	05/29/1974	Active	26	3	2	4.00%	25	25	5	N	None	N			\$503.00
2057	VALLEY OF THE MOON	10/07/1947	Active	16	0	0	0.00%	18		6	Y			10/2025		\$5,000.00
2058	WEST MARIN	05/21/1947	Active	17	1	2	-5.56%	16	26	1	Y	11	R	10/2025		
2059	WILLITS	11/29/1926	Active	28	8	6	7.69%	26	5	0	Y	5	R	07/2024		\$50.00
30943	WINDSOR	06/26/1975	Active	22	0	1	-4.35%	19	1	1	Y	5	R	04/2017		\$1,000.00

Clubs Cancelled Previous Fiscal Year – Clubs Cancelled within last 12 months may be reinstated

Club Number	Club Name	Charter Date	Current Status*	Cancellation Date
106460	GARBERVILLE	08/31/2009	Cancelled(6*)	12/30/2024



Club Health Assessment for District 4 C2 through December 2025

INTERNATIONAL

Club Number	Club Name	Charter Date	Status	Membership							Reports				Finance	LCIF			
			Times in Status Quo in Past 2 Years	Current Member Count **	YTD Members Added	YTD Members Dropped	YTD Net Growth***	Member Count 1 Year Ago	Dropped Members Avg.Length of Service	Months Since Membership Update	Current Officers Reported ****	Current President Repeated Term	VP Reported *****	Last Date Reported Service (mm/yyyy)	Account Balance	YTD Donations			
42150	NAPA BERRYESSA	01/25/1983	Cancelled(6*)	01/31/2025															
Current Total Clubs Count	YTD New Clubs Count	YTD Cancelled Clubs Count	YTD Net Club Gain	Current Total Members Count	YTD Add	YTD Drop	YTD Net Growth	YTD Net Growth %	Member Count 12 Months Ago	Average Member Count Per Club	% of Clubs with less than 20 members	% No Officer Report in 12 Months	% of Clubs with balance 90+ days	Number of Clubs in Status Quo	% Status Quo Clubs in Financial Suspension	Number of Cancelled Clubs	Average Cancelled Club Age	Members Lost Due to Cancellation	% of Clubs Cancelled for Non-Financial Reasons
45	0	1	-1	1,064	64	73	-9	-0.84%	1,136	24	53%	2%	11%	0	0%	1	130	13	100%

* - P - Priority Club. Cancellation Reasons: 1-Objectives/conduct, 2-Non-active club, 5-Non-existing club, 6-Disbanding, 7-Merger, 8-Financial Suspension, 9-District/Multiple District Dues.

** Red denotes below 15 active members.

*** Red denotes 20% + loss.

**** Y - all 3 (President, Secretary, Treasurer) club officers reported, N - not all 3 reported.

***** Abbreviation: N-New, IP-Immediate Past, R-Repeat.



Club Health Assessment for District 4 C3 through December 2025

			Status	Membership					Reports				Finance	LCIF		
Club Number	Club Name	Charter Date	Times in Status Quo in Past 2 Years	Current Member Count **	YTD Members Added	YTD Members Dropped	YTD Net Growth***	Member Count 1 Year Ago	Dropped Members Avg.Length of Service	Months Since Membership Update	Current Officers Reported ****	Current President Repeated Term	VP Reported *****	Last Date Reported Service (mm/yyyy)	Account Balance	YTD Donations
Clubs less than two years old																
183403	East Bay Special Interest Cyber	07/10/2025	Active	42	42	0	100.00%	0		0	Y		N	11/2025		
158109	El Sobrante Machhapuchhre	05/02/2024	Active	12	4	0	50.00%	20		2	Y		N	08/2025		\$50.00
179193	Pittsburg LCVI	12/16/2024	Active	22	0	0	0.00%	22		6	Y	2		08/2025		
181768	San Leandro	06/14/2025	Active	21	0	0	0.00%	0		1	Y	2				
Clubs more than two years old																
2061	ALAMEDA BREAKFAST	04/26/1962	Active	6	0	0	0.00%	6		6	Y		N	10/2025		\$1,500.00
141291	Alameda Yeti	04/02/2020	Active(1)	3	0	0	0.00%	3		0	N	None		06/2023		
2062	ALBANY	07/15/1943	Active	26	0	0	0.00%	25		2	Y	2	R	07/2025		\$2,500.00
	Exc Award (06/30/2021, 06/30/2023, 06/30/2024, 06/30/2025)															
40848	AMADOR VALLEY	02/22/1982	Active	21	1	0	5.00%	20		1	Y	3	R	12/2022		
2063	AMBROSE PITTSBURG	07/30/1952	Active	15	0	0	0.00%	16		6	Y	7	R	10/2023		
2064	ANTIOCH	10/29/1945	Active	12	0	0	0.00%	13		11	Y	2		05/2023		
138868	Antioch Rivertown Veterans	06/29/2019	Active	22	0	1	-4.35%	26	2	3	Y	2		11/2025		\$830.00
	Exc Award (06/30/2021)															
2065	BERKELEY	06/04/1919	Active	42	3	1	5.00%	42	5	0	Y	2	R	11/2024		
	Exc Award (06/30/2021)															
96811	BERKELEY ANNAPURNA	03/30/2006	Active	53	2	0	3.92%	54		1	Y		R	08/2024		\$50.00
	Exc Award (06/30/2021, 06/30/2022)															
132066	Berkeley Laligurans	07/11/2017	Active(1)	4	0	0	0.00%	4		12	N	None		01/2025		
126107	Berkeley Makalu	11/12/2015	Active	23	0	0	0.00%	23		2	N		N	08/2025		\$50.00
	Exc Award (06/30/2021, 06/30/2023)															
2067	BETHEL ISLAND	02/22/1962	Active	17	0	0	0.00%	14		3	Y	11	R	11/2025		
2068	BRENTWOOD	09/09/1929	Active	55	8	1	14.58%	54	32	0	Y		N	12/2025		\$352.00
	Exc Award (06/30/2022, 06/30/2023)															
53347	BYRON DELTA	06/29/1992	Active	82	9	7	2.50%	75	5	0	Y		R	12/2025		\$1,455.00
	Exc Award (06/30/2021, 06/30/2024)															
148928	Concord NorCal Helping Hands	12/10/2021	Active	19	0	2	-9.52%	20	1	3	Y		N	08/2025		



Club Health Assessment for District 4 C3 through December 2025

			Status	Membership					Reports					Finance	LCIF	
Club Number	Club Name	Charter Date	Times in Status Quo in Past 2 Years	Current Member Count **	YTD Members Added	YTD Members Dropped	YTD Net Growth***	Member Count 1 Year Ago	Dropped Members Avg.Length of Service	Months Since Membership Update	Current Officers Reported ****	Current President Repeated Term	VP Reported *****	Last Date Reported Service (mm/yyyy)	Account Balance	YTD Donations
2075	CROCKETT	10/21/1928	Active	38	1	0	2.70%	39		1	Y		N	12/2025	90+ Days	\$300.00
Exc Award (06/30/2023)																
2076	DANVILLE	06/17/1940	Active	15	0	0	0.00%	13		4	Y	4		06/2025		
29073	DAWN BREAKERS	04/22/1974	Active	15	0	0	0.00%	15		4	Y		IP	10/2024		
42635	DISCOVERY BAY	05/13/1983	Active	57	11	0	23.91%	37		0	Y		N	06/2025		90+ Days
132739	East Bay Mugunghwa Centennial	09/29/2017	Active(1)	3	0	0	0.00%	3		12	N	None		05/2022	90+ Days	
2077	EL CERRITO	12/16/1927	Active	10	0	0	0.00%	10		24	Y	8	N	11/2024		
123324	Fremont Sagarmatha	10/15/2014	Active	6	1	4	-33.33%	13	2	0	Y		R	12/2025		\$50.00
Exc Award (06/30/2021, 06/30/2022)																
124953	HAYWARD SILICON VALLEY	06/12/2015	Active	29	6	1	20.83%	23	7	1	Y			10/2025		
Exc Award (06/30/2021, 06/30/2022)																
2082	LIVERMORE	08/21/1924	Active	27	4	4	0.00%	27	1	3	Y	16		12/2025	90+ Days	
Exc Award (06/30/2018, 06/30/2021, 06/30/2024)																
2083	MARTINEZ	09/02/1932	Active	12	0	0	0.00%	12		18	Y	23	R	11/2025		
Exc Award (06/30/2021)																
145908	Martinez Lady	06/07/2021	Active	21	1	18	-44.74%	42	3	3	Y	3	N	04/2025		
2084	MORAGA	08/16/1956	Active	25	4	1	13.64%	23	1	1	Y		N	10/2025	90+ Days	\$1,050.00
2088	OAKLAND CHINATOWN	03/25/1954	Active	38	4	1	8.57%	34	0	0	Y		N	12/2025		
Exc Award (06/30/2023, 06/30/2024, 06/30/2025)																
144343	Oakland Feed The Need	12/29/2020	Active	24	8	6	9.09%	25	2	1	Y		N	12/2025		\$1,051.00
2099	PLEASANT HILL	10/09/1952	Active	18	2	2	0.00%	15	43	3	Y	6	R	09/2025		
Exc Award (06/30/2023)																
2100	PLEASANTON	04/09/1930	Active	55	0	0	0.00%	57		9	Y		N	07/2025	90+ Days	
Exc Award (06/30/2022)																
2102	RICHMOND-PINOLE	04/06/1921	Active	11	0	0	0.00%	11		4	Y	3	R	12/2024		\$840.00
2104	RODEO	08/17/1955	Active	4	0	0	0.00%	4		10	Y	22		04/2024		
2110	UNION CITY	01/14/1963	Active	32	0	0	0.00%	34		0	Y		R	04/2025		
2112	WALNUT CREEK DIABLO VALLEY	04/12/1962	Active	15	0	1	-6.25%	15	15	2	Y	3	R	07/2025	90+ Days	
2113	WALNUT CREEK ROSSMOOR	02/08/1966	Active	24	3	2	4.35%	22	20	0	Y	3		12/2025		



Club Health Assessment for District 4 C3 through December 2025

INTERNATIONAL

Club Number	Club Name	Charter Date	Status	Membership						Reports				Finance	LCIF	
			Times in Status Quo in Past 2 Years	Current Member Count **	YTD Members Added	YTD Members Dropped	YTD Net Growth% ***	Member Count 1 Year Ago	Dropped Members Avg.Length of Service	Months Since Membership Update	Current Officers Reported ****	Current President Repeated Term	VP Reported *****	Last Date Reported Service (mm/yyyy)	Account Balance	YTD Donations
30411	WALNUT CREEK YGNACIO VALLEY Exc Award (06/30/2021)	03/10/1975	Active	17	0	5	-22.73%	22	17	0	Y	2	N	01/2025		

Clubs Cancelled Previous Fiscal Year – Clubs Cancelled within last 12 months may be reinstated

Club Number	Club Name	Charter Date	Current Status*	Cancellation Date
146011	Byron Delta Cubs	06/11/2021	Cancelled(6*)	09/29/2024

Current Total Clubs Count	YTD New Clubs Count	YTD Cancelled Clubs Count	YTD Net Club Gain	Current Total Members Count	YTD Add	YTD Drop	YTD Net Growth	YTD Net Growth %	Member Count 12 Months Ago	Average Member Count Per Club	% of Clubs with less than 20 members	% No Officer Report in 12 Months	% of Clubs with balance 90+ days	Number of Clubs in Status Quo	% Status Quo Clubs in Financial Suspension	Number of Cancelled Clubs	Average Cancelled Club Age	Members Lost Due to Cancellation	% of Clubs Cancelled for Non-Financial Reasons
41	1	0	1	993	114	57	57	6.09%	933	24	46%	7%	7%	0	0%	0	0	0	0%

* - P - Priority Club. Cancellation Reasons: 1-Objectives/conduct, 2-Non-active club, 5-Non-existing club, 6-Disbanding, 7-Merger, 8-Financial Suspension, 9-District/Multiple District Dues.

** Red denotes below 15 active members.

*** Red denotes 20% + loss.

**** Y - all 3 (President, Secretary, Treasurer) club officers reported, N - not all 3 reported.

***** Abbreviation: N-New, IP-Immediate Past, R-Repeat.




Club Health Assessment for District 4 C4 through December 2025

			Status	Membership						Reports				Finance	LCIF	
Club Number	Club Name	Charter Date	Times in Status Quo in Past 2 Years	Current Member Count **	YTD Members Added	YTD Members Dropped	YTD Net Growth% ***	Member Count 1 Year Ago	Dropped Members Avg.Length of Service	Months Since Membership Update	Current Officers Reported ****	Current President Repeated Term	VP Reported *****	Last Date Reported Service (mm/yyyy)	Account Balance	YTD Donations
Clubs less than two years old																
188965	Bay Area Elite Longevity Planning	08/12/2025	Active	20	20	0	100.00%	0		4	Y					
189161	Bay Area Mid Peninsula Aloha	08/18/2025	Active	21	21	0	100.00%	0		4	Y			10/2025		
181312	Redwood City Financial Innovation	04/11/2025	Active	19	0	1	-5.00%	0	3	3	Y	2	R	06/2025		
190248	San Francisco Bay Area Educators Cyber	09/30/2025	Active	23	23	0	100.00%	0		0	Y		IP	12/2025		
191043	San Francisco Bay Area FinFit Life	12/29/2025	Newly Chartered	20	20	0	100.00%	0		0	Y		N			
157190	San Francisco Bay Area Real Estate	03/20/2024	Active	11	0	0	0.00%	22		0	Y	3		11/2025		
185772	San Francisco Chinese Arts Association	08/08/2025	Active	20	20	0	100.00%	0		4	Y				90+ Days	
185771	San Francisco Global Charity Federation	07/11/2025	Active	20	20	0	100.00%	0		1	Y			12/2025		\$1,000.00
190640	SF Bay Area Virtual Leo	12/19/2025	Newly Chartered	20	20	0	100.00%	0		0	Y					
185773	Silicon Valley Vajra	07/11/2025	Active	20	20	0	100.00%	0		5	Y			10/2025		
Clubs more than two years old																
143178	Bay Area Global Outreach	10/20/2020	Active	74	10	22	-13.95%	68	13	0	Y		N	11/2025		
	Exc Award (06/30/2021, 06/30/2022, 06/30/2023, 06/30/2025)															
108466	BAY AREA SPECIAL OLYMPICS	05/25/2010	Active	17	1	0	6.25%	19		2	Y	2	R	12/2025		\$1,435.00
2115	BRISBANE	07/06/1948	Active	51	0	0	0.00%	49		6	Y		N	08/2024		
	Exc Award (06/30/2018)															
2116	BURLINGAME	06/20/1929	Active	39	1	2	-2.50%	41	21	0	Y		N	07/2025		\$1,000.00
2117	DALY CITY HOST	02/26/1941	Active	33	3	3	0.00%	33	13	1	Y		R	12/2025		
	Exc Award (06/30/2019, 06/30/2021)															
2120	FOSTER CITY	01/24/1967	Active	42	4	4	0.00%	38	8	0	Y		N	12/2025		\$1,000.00
	Exc Award (06/30/2022, 06/30/2025)															
142995	Foster City Bair Island Cyber	10/10/2020	Active	44	10	0	29.41%	27		0	Y		N	12/2025		
	Exc Award (06/30/2021, 06/30/2022)															
2121	HALF MOON BAY	01/16/1947	Active	40	1	1	0.00%	40	21	1	Y		N	11/2025		\$350.00
	Exc Award (06/30/2023, 06/30/2024)															



Club Health Assessment for District 4 C4 through December 2025

			Status	Membership						Reports				Finance	LCIF	
Club Number	Club Name	Charter Date	Times in Status Quo in Past 2 Years	Current Member Count **	YTD Members Added	YTD Members Dropped	YTD Net Growth% ***	Member Count 1 Year Ago	Dropped Members Avg.Length of Service	Months Since Membership Update	Current Officers Reported ****	Current President Repeated Term	VP Reported *****	Last Date Reported Service (mm/yyyy)	Account Balance	YTD Donations
2123	MENLO PARK LIVE OAK	02/26/1962	Active	39	0	0	0.00%	40		6	Y	2	R	12/2025		
	Exc Award (06/30/2023)															
2124	MILLBRAE	01/04/1938	Active	69	4	7	-4.17%	73	27	0	Y		N	12/2025		
	Exc Award (06/30/2018, 06/30/2022)															
2125	PACIFICA	01/13/1949	Active	23	1	3	-8.00%	25	22	0	Y	2	N	12/2025		\$500.00
115782	PENINSULA SPECIAL INTEREST	01/17/2012	Active	15	0	1	-6.25%	24	18	0	Y		N	09/2025		
	Exc Award (06/30/2019, 06/30/2022)															
116520	PENINSULA VETERANS	04/04/2012	Active	31	0	2	-6.06%	32	3	0	Y	2	N	11/2025		\$20.00
	Exc Award (06/30/2021, 06/30/2022)															
2130	REDWOOD CITY SUNRISE	11/02/1966	Active	8	0	0	0.00%	8		8	Y	5	R	07/2025		
51819	REDWOOD SHORES	06/28/1991	Active	25	0	1	-3.85%	24	23	4	Y		N	12/2025		
	Exc Award (06/30/2023)															
2131	SAN BRUNO	09/03/1943	Active	38	3	6	-7.32%	41	8	0	Y		N	12/2025		\$10,650.00
	Exc Award (06/30/2018, 06/30/2019, 06/30/2021, 06/30/2023)															
2132	SAN CARLOS	03/18/1938	Active	58	0	5	-7.94%	73	10	3	Y		N	10/2025		\$8,810.00
	Exc Award (06/30/2019, 06/30/2023)															
45055	SAN FRAN OCEAN INGLESIDE	06/07/1985	Active	8	1	7	-42.86%	15	4	0	Y		N	09/2025		
	Exc Award (06/30/2021, 06/30/2022, 06/30/2023, 06/30/2024)															
127600	San Francisco Bay Area	05/31/2016	P- Active	38	0	0	0.00%	37		4	Y	3		06/2025		
64165	SAN FRANCISCO BAY AREA NEW CENTURY	04/09/2001	Active	3	0	0	0.00%	6		6	Y	16		05/2025		
98625	SAN FRANCISCO BAYVIEW HUNTERS POINT	02/22/2007	Active	10	0	0	0.00%	10		14	Y	4		09/2024		
2134	SAN FRANCISCO CHINATOWN	05/14/1952	Active	75	2	5	-3.85%	71	7	0	Y		N	12/2025		\$1,100.00
	Exc Award (06/30/2016, 06/30/2021, 06/30/2022, 06/30/2023, 06/30/2024)															
136895	San Francisco Cosmopolitan	11/29/2018	Active	33	2	0	6.45%	33		2	Y		N	09/2025		
	Exc Award (06/30/2019)															
129687	San Francisco Dynamic	12/27/2016	Active	34	7	0	25.93%	32		4	Y		N	12/2025		\$1,000.00
	Exc Award (06/30/2022, 06/30/2024)															
2135	SAN FRANCISCO FILAM	06/02/1971	Active	54	5	3	3.85%	55	4	0	Y		R	11/2025		



Club Health Assessment for District 4 C4 through December 2025

			Status	Membership						Reports				Finance	LCIF	
Club Number	Club Name	Charter Date	Times in Status Quo in Past 2 Years	Current Member Count **	YTD Members Added	YTD Members Dropped	YTD Net Growth% ***	Member Count 1 Year Ago	Dropped Members Avg.Length of Service	Months Since Membership Update	Current Officers Reported ****	Current President Repeated Term	VP Reported *****	Last Date Reported Service (mm/yyyy)	Account Balance	YTD Donations
Exc Award (06/30/2016, 06/30/2020, 06/30/2021, 06/30/2022, 06/30/2023)																
144468	San Francisco Friends Cyber	12/28/2020	Active	21	7	1	40.00%	14	0	1	Y		R	12/2025		
2136	SAN FRANCISCO GENEVA-EXCELSIOR	12/13/1950	Active	18	1	1	0.00%	18	33	1	Y	3	R	12/2025		
150549	San Francisco Global Art Cyber	05/08/2022	Active	20	0	2	-9.09%	22	3	4	Y	5		02/2025		
141756	San Francisco Global Business	06/26/2020	Active	28	0	0	0.00%	28		4	Y	7	R	07/2025		
Exc Award (06/30/2022)																
149636	San Francisco Global Health Care Cyber	02/01/2022	Active	21	0	0	0.00%	28		7	Y	4	R	12/2024		
147738	San Francisco Healthcare Providers Cyber	09/02/2021	Active	36	3	1	5.88%	47	3	1	Y		N	12/2025		
53644	SAN FRANCISCO HIGHLANDS	09/04/1992	Active	13	0	0	0.00%	16		6	Y		N	06/2025		
2133	SAN FRANCISCO HOST	03/30/1920	Active	31	3	0	10.71%	34		1	Y		N	12/2025		
Exc Award (06/30/2016)																
143897	San Francisco Keystone	12/15/2020	Active	11	0	0	0.00%	11		5	Y		N	10/2024		
53787	SAN FRANCISCO KOREAN AMERICAN	11/09/1992	Active	39	0	1	-2.50%	47	16	0	Y		N	11/2024		
Exc Award (06/30/2021, 06/30/2022, 06/30/2023)																
117165	SAN FRANCISCO LATINOS UNIDOS	06/14/2012	Active	17	0	3	-15.00%	31	7	0	Y	12	R	11/2024		
Exc Award (06/30/2018, 06/30/2019)																
2137	SAN FRANCISCO MARINA-NO BEACH	09/01/1938	Active	20	3	0	17.65%	19		3	Y	3	R	11/2024		
57453	SAN FRANCISCO MERCED HEIGHTS	10/31/1995	Active	10	0	0	0.00%	10		21	Y	7	R	09/2025		\$80.00
Exc Award (06/30/2019)																
2139	SAN FRANCISCO NIKKEI	05/03/1961	Active	18	0	0	0.00%	18		18	Y	6	R	03/2025		\$200.00
128852	San Francisco Nueva Vizcaya	09/08/2016	Active	13	0	13	-50.00%	26	6	2	Y		N	09/2024		
2142	SAN FRANCISCO PARK PRESIDIO SUNSET	06/07/1944	Active	24	0	0	0.00%	24		12	Y	6		10/2024		
96837	SAN FRANCISCO PREMIER	04/03/2006	Active	50	6	0	13.64%	44		2	Y		N	12/2025		
Exc Award (06/30/2022, 06/30/2023, 06/30/2024)																
128334	San Francisco Unified	07/26/2016	Active	54	7	1	12.50%	94	9	0	Y		N	08/2025		
Exc Award (06/30/2019, 06/30/2022, 06/30/2024)																



Club Health Assessment for District 4 C4 through December 2025

			Status	Membership						Reports				Finance	LCIF	
Club Number	Club Name	Charter Date	Times in Status Quo in Past 2 Years	Current Member Count **	YTD Members Added	YTD Members Dropped	YTD Net Growth% ***	Member Count 1 Year Ago	Dropped Members Avg.Length of Service	Months Since Membership Update	Current Officers Reported ****	Current President Repeated Term	VP Reported *****	Last Date Reported Service (mm/yyyy)	Account Balance	YTD Donations
121507	San Francisco Veterans	03/12/2014	Active	27	0	0	0.00%	23		7	Y	4	R	09/2024		
	Exc Award (06/30/2022)															
78492	SAN MATEO	03/15/2004	Active	15	0	0	0.00%	16		12	Y			10/2024		
125868	San Mateo County First Responders	09/28/2015	Active	4	0	0	0.00%	4		15	Y	3		11/2024		
97419	SAN MATEO METROPOLITAN	06/28/2006	Active	101	13	29	-13.68%	107	3	0	Y	2	R	09/2025		
	Exc Award (06/30/2022, 06/30/2024)															
125993	Silicon Valley	10/16/2015	Active	28	1	0	3.70%	26		4	Y		N	12/2025		\$900.00
126169	Silicon Valley Cyber	01/18/2016	Active	42	3	13	-19.23%	54	5	0	Y			06/2025		\$300.00
	Exc Award (06/30/2019)															
147623	Silicon Valley Global Innovation	07/18/2021	Active	67	30	2	71.79%	58	0	1	Y	2	N	12/2025		
56297	SO SAN FRANCISCO GOLDEN GATE	12/02/1994	Active	27	1	0	3.85%	34		2	Y	2	R	06/2025		\$1,000.00
	Exc Award (06/30/2022)															
2149	SOUTH SAN FRANCISCO HOST	12/02/1946	Active	13	0	0	0.00%	15		7	Y	9	R	10/2024		\$40.00

Clubs Cancelled Previous Fiscal Year – Clubs Cancelled within last 12 months may be reinstated

Club Number	Club Name	Charter Date	Current Status*	Cancellation Date
126495	Redwood City Downtown Lions Club	01/08/2016	Cancelled(8*)	06/29/2025
96838	SAN FRANCISCO CIRCLE	05/25/2006	Cancelled(8*)	12/30/2024
47944	SAN FRANCISCO HISPANIC	12/14/1987	Cancelled(6*)	11/30/2024

Current Total Clubs Count	YTD New Clubs Count	YTD Cancelled Clubs Count	YTD Net Club Gain	Current Total Members Count	YTD Add	YTD Drop	YTD Net Growth	YTD Net Growth %	Member Count 12 Months Ago	Average Member Count Per Club	% of Clubs with less than 20 members	% No Officer Report in 12 Months	% of Clubs with balance 90+ days	Number of Clubs in Status Quo	% Status Quo Clubs in Financial Suspension	Number of Cancelled Clubs	Average Cancelled Club Age	Members Lost Due to Cancellation	% of Clubs Cancelled for Non-Financial Reasons
62	8	0	8	1,863	297	140	157	9.20%	1,804	30	29%	0%	2%	0	0%	0	0	0	0%

* - P - Priority Club. Cancellation Reasons: 1-Objectives/conduct, 2-Non-active club, 5-Non-existing club, 6-Disbanding, 7-Merger, 8-Financial Suspension, 9-District/Multiple District Dues.

** Red denotes below 15 active members.

*** Red denotes 20% + loss.

**** Y - all 3 (President, Secretary, Treasurer) club officers reported, N - not all 3 reported.

***** Abbreviation: N-New, IP-Immediate Past, R-Repeat.



Club Health Assessment for District 4 C5 through December 2025

			Status	Membership						Reports				Finance	LCIF	
Club Number	Club Name	Charter Date	Times in Status Quo in Past 2 Years	Current Member Count **	YTD Members Added	YTD Members Dropped	YTD Net Growth% ***	Member Count 1 Year Ago	Dropped Members Avg.Length of Service	Months Since Membership Update	Current Officers Reported ****	Current President Repeated Term	VP Reported *****	Last Date Reported Service (mm/yyyy)	Account Balance	YTD Donations
Clubs less than two years old																
176939	Sacramento Antelope Friends of Veterans	08/29/2024	Active	24	0	1	-4.00%	22	4	2	Y	2	R	12/2025		\$20.00
Clubs more than two years old																
2155	AUBURN 49ER Exc Award (06/30/2022)	11/20/1969	Active	25	1	0	4.17%	27		2	N			09/2025		\$20.00
2154	AUBURN HOST	01/11/1927	Active	27	0	0	0.00%	28		1	Y			12/2025		\$1,020.00
2158	COLFAX	05/10/1928	Active	24	0	1	-4.00%	22	12	3	Y	3	R	12/2025		\$120.00
2160	COUNTRY CLUB	06/13/1963	Active	6	0	0	0.00%	14		6	N	None		10/2025		\$1,070.00
118841	DAVIS AGGIE	02/25/2013	Active(1)	9	0	0	0.00%	0		0	Y			11/2025		\$20.00
2163	DELTA L C	03/04/1969	Active	10	1	0	11.11%	9		4	Y	14		12/2025		\$20.00
2164	DOWNIEVILLE	04/22/1938	Active	13	1	0	8.33%	15		5	Y		IP	09/2025		\$70.00
2166	ELK GROVE Exc Award (06/30/2019, 06/30/2022)	02/05/1951	Active	48	1	2	-2.04%	48	2	2	Y		N	10/2025		\$3,434.00
39120	ESPARTO	12/29/1980	Active	12	0	0	0.00%	15		11	Y	9	N	08/2024	90+ Days	\$1,390.00
2170	FOLSOM CITY HOST	04/20/1938	Active(1)	13	1	1	0.00%	14	23	3	Y		IP	12/2025		\$740.00
65496	FOLSOM LAKE Exc Award (06/30/2021, 06/30/2022, 06/30/2023)	06/14/2002	Active	18	0	1	-5.26%	19	38	0	Y		N	12/2025		\$70.00
2171	FORESTHILL Exc Award (06/30/2023)	08/31/1948	Active	43	3	0	7.50%	39		2	Y	2	R	12/2025		\$20.00
2172	GALT Exc Award (06/30/2021)	05/23/1963	Active	24	2	0	9.09%	27		2	Y		N	09/2025	90+ Days	\$20.00
85051	GRASS VALLEY FOOTHILL	03/16/2005	Active	14	0	1	-6.67%	15	20	5	Y		R	09/2025		\$20.00
31987	GRASS VALLEY GOLD COUNTRY Exc Award (06/30/2022)	04/05/1976	Active	11	0	2	-15.38%	15	41	3	Y	2	R	11/2024		\$20.00
2173	GRASS VALLEY HOST	04/19/1928	Active	9	0	4	-30.77%	13	15	5	Y	5		11/2025		\$20.00
34933	HIGGINS DIGGINS L C Exc Award (06/30/2018, 06/30/2019, 06/30/2022)	01/16/1978	Active	42	2	0	5.00%	45		4	Y		N	11/2025		\$520.00
2175	LINCOLN HOST	10/17/1955	Active	10	1	0	11.11%	11		3	Y	4	N	09/2025		\$20.00



Club Health Assessment for District 4 C5 through December 2025

			Status	Membership						Reports				Finance	LCIF	
Club Number	Club Name	Charter Date	Times in Status Quo in Past 2 Years	Current Member Count **	YTD Members Added	YTD Members Dropped	YTD Net Growth% ***	Member Count 1 Year Ago	Dropped Members Avg.Length of Service	Months Since Membership Update	Current Officers Reported ****	Current President Repeated Term	VP Reported *****	Last Date Reported Service (mm/yyyy)	Account Balance	YTD Donations
2176	LOOMIS	10/12/1953	Active	39	1	2	-2.50%	40	6	0	Y		N	11/2025		\$20.00
2177	MEADOW VISTA AREA L C	07/11/1973	Active(1)	23	1	0	4.55%	25		2	Y		N	11/2025		\$1,020.00
2178	MOTHER LODE	03/18/1948	Active	43	1	4	-6.52%	46	24	0	Y		N	10/2025		\$1,356.52
	Exc Award (06/30/2023)															
2179	NEVADA CITY	01/07/1947	Active(1)	5	0	0	0.00%	8		8	N	None		09/2024		\$520.00
36289	PENN VALLEY HI-GRADERS L C	12/11/1978	Active	26	0	0	0.00%	25		7	Y	2		12/2025		\$20.00
	Exc Award (06/30/2017, 06/30/2022)															
2183	PLACERVILLE	07/01/1924	Active	15	0	1	-6.25%	16	2	5	Y	4	R	12/2025		\$20.00
54026	PRIDE OF LAGUNA CRK	02/02/1993	Active	31	1	0	3.33%	36		4	Y		R	12/2025		\$402.00
2185	RIO LINDA	08/30/1951	Active	28	1	2	-3.45%	32	3	0	Y	2	R	12/2025		\$150.00
	Exc Award (06/30/2022, 06/30/2023, 06/30/2024)															
151155	Rio Linda Elverta Country	06/28/2022	Active	6	0	3	-33.33%	15	3	0	Y	2		12/2025		\$20.00
2186	ROCKLIN	04/13/1955	Active	16	6	2	33.33%	13	49	0	Y	2	R	10/2024		\$40.00
2187	ROSEVILLE HOST	03/04/1925	Active	24	1	1	0.00%	26	4	3	Y		N	09/2025		\$140.00
	Exc Award (06/30/2021, 06/30/2022)															
2188	ROSEVILLE SUNRISE	06/03/1969	Active	31	2	2	0.00%	31	13	0	Y		N	11/2025		\$60.00
	Exc Award (06/30/2017, 06/30/2022, 06/30/2023, 06/30/2024)															
53907	SACRAMENTO ANTELOPE	12/18/1992	Active	23	0	0	0.00%	24		6	Y		N	12/2025		\$120.00
	Exc Award (06/30/2021, 06/30/2022, 06/30/2024)															
153890	Sacramento BeauVita	04/04/2023	Active	89	11	0	14.10%	78		0	Y	2	R	11/2025		\$4,686.00
129945	Sacramento Camellia	01/27/2017	Active	32	0	3	-8.57%	32	8	2	Y		N	10/2024		\$4,686.00
	Exc Award (06/30/2022, 06/30/2024)															
2191	SACRAMENTO CAPITOL	10/29/1953	Active	32	1	0	3.23%	33		4	Y	3	R	10/2025	90+ Days	\$4,686.00
2190	SACRAMENTO EMBARCADERO	11/26/1973	Active	28	1	0	3.70%	31		1	Y		N	12/2025		\$2,070.00
	Exc Award (06/30/2021)															
2193	SACRAMENTO FORT SUTTEF	02/11/1927	Active	16	0	0	0.00%	17		3	Y	2	N	10/2024		\$20.00
57118	SACRAMENTO GOLDEN STATE	06/26/1995	Active	18	0	0	0.00%	21		7	Y	3	N	10/2025		\$70.00
	Exc Award (06/30/2022)															
36544	SACRAMENTO MABUHAY	02/27/1979	Active	36	9	2	24.14%	30	2	1	Y	2	R	12/2025		\$20.00



Club Health Assessment for District 4 C5 through December 2025

INTERNATIONAL

			Status	Membership						Reports				Finance	LCIF	
Club Number	Club Name	Charter Date	Times in Status Quo in Past 2 Years	Current Member Count **	YTD Members Added	YTD Members Dropped	YTD Net Growth% ***	Member Count 1 Year Ago	Dropped Members Avg.Length of Service	Months Since Membership Update	Current Officers Reported ****	Current President Repeated Term	VP Reported *****	Last Date Reported Service (mm/yyyy)	Account Balance	YTD Donations
54715	SACRAMENTO MAHARLIKA	07/06/1993	Active	66	7	2	8.20%	62	31	0	Y		N	12/2025	90+ Days	\$1,020.00
	Exc Award (06/30/2021, 06/30/2023, 06/30/2024)															
141726	Sacramento Malaya	06/16/2020	Active	23	0	0	0.00%	32		5	Y	2	N	08/2025		\$20.00
	Exc Award (06/30/2022)															
59328	SACRAMENTO MIDTOWN	04/03/1997	Active	18	0	0	0.00%	18		7	Y	2	N	12/2025		\$220.00
	Exc Award (06/30/2022)															
134266	Sacramento Nepalese	04/19/2018	Active	3	0	1	-25.00%	5	7	4	Y	4		11/2025		\$20.00
	Exc Award (06/30/2021)															
2194	SACRAMENTO SENATOR	04/06/1954	Active	49	3	1	4.26%	44	34	0	Y	3	R	12/2025		\$320.00
	Exc Award (06/30/2023, 06/30/2024)															
41134	SACRAMENTO VALLEY HI	04/13/1982	Active	16	3	0	23.08%	28		5	Y	2	R	10/2025		\$1,070.00
	Exc Award (06/30/2024)															
2198	WOODLAND HOST	10/27/1922	Active	27	0	1	-3.57%	33	63	2	Y		N	12/2025		\$1,795.00
	Exc Award (06/30/2021, 06/30/2022)															
2199	WOODLAND REVEILLE	05/12/1970	Active	12	0	0	0.00%	12		12	Y	6		12/2024		\$20.00
67278	WOODLAND YOLO SUNSET	02/11/2003	Active	13	0	0	0.00%	13		7	Y	3	R	11/2025		\$260.00

Clubs Cancelled Previous Fiscal Year – Clubs Cancelled within last 12 months may be reinstated

Club Number	Club Name	Charter Date	Current Status*	Cancellation Date
108971	LINCOLN HILLS	07/28/2010	Cancelled(6*)	08/29/2024
111417	SACRAMENTO METROPOLITAN	06/22/2011	Cancelled(6*)	08/29/2024

Current Total Clubs Count	YTD New Clubs Count	YTD Cancelled Clubs Count	YTD Net Club Gain	Current Total Members Count	YTD Add	YTD Drop	YTD Net Growth	YTD Net Growth %	Member Count 12 Months Ago	Average Member Count Per Club	% of Clubs with less than 20 members	% No Officer Report in 12 Months	% of Clubs with balance 90+ days	Number of Clubs in Status Quo	% Status Quo Clubs in Financial Suspension	Number of Cancelled Clubs	Average Cancelled Club Age	Members Lost Due to Cancellation	% of Clubs Cancelled for Non-Financial Reasons
48	0	0	0	1,170	62	40	22	1.92%	1,224	24	46%	0%	8%	0	0%	0	0	0	0%

* - P - Priority Club. Cancellation Reasons: 1-Objectives/conduct, 2-Non-active club, 5-Non-existing club, 6-Disbanding, 7-Merger, 8-Financial Suspension, 9-District/Multiple District Dues.

** Red denotes below 15 active members.

*** Red denotes 20% + loss.

**** Y - all 3 (President, Secretary, Treasurer) club officers reported, N - not all 3 reported.

***** Abbreviation: N-New, IP-Immediate Past, R-Repeat.



Club Health Assessment for District 4 C6 through December 2025

			Status	Membership					Reports				Finance	LCIF			
Club Number	Club Name	Charter Date	Times in Status Quo in Past 2 Years	Current Member Count **	YTD Members Added	YTD Members Dropped	YTD Net Growth ***	Member Count 1 Year Ago	Dropped Members Avg.Length of Service	Months Since Membership Update	Current Officers Reported ****	Current President Repeated Term	VP Reported *****	Last Date Reported Service (mm/yyyy)	Account Balance	YTD Donations	
Clubs less than two years old																	
182138	Mountain View Gateway	05/08/2025	Active	47	21	0	80.77%	0		1	Y	2	R	05/2025	90+ Days	\$50.00	
188664	Silicon Valley Golden Hearts	09/30/2025	Active	27	27	0	100.00%	0		1	Y		N				
190682	Silicon Valley Open Doors	11/05/2025	Newly Chartered	24	24	0	100.00%	0		1	Y						
Clubs more than two years old																	
2201	CABRILLO HOST Exc Award (06/30/2017)	02/22/1961	Active(1)	31	0	0	0.00%	26		2	Y	2		11/2025	90+ Days	\$515.00	
142383	Capitola Coast	08/13/2020	Active	17	2	0	13.33%	15		3	Y		N	11/2024		\$215.00	
2205	CARMEL HOST	10/30/1942	Active	22	0	2	-8.33%	24	25	3	Y		IP	11/2025			
102621	CARMEL MISSION TRAIL Exc Award (06/30/2017)	06/23/2008	Active	19	0	0	0.00%	19		7	Y			09/2025		\$510.00	
2209	CUPERTINO DE ANZA Exc Award (06/30/2023)	01/12/1969	Active(1)	40	1	0	2.56%	42		4	Y		IP	06/2025		\$10.00	
2208	CUPERTINO HOST	11/06/1951	Active	32	2	3	-3.03%	33	1	0	Y		N	11/2025	90+ Days	\$10.00	
40588	FREEDOM	12/31/1981	Active	31	0	0	0.00%	32		12	Y			10/2024	90+ Days	\$20.00	
2210	GILROY	03/22/1956	Active	17	5	1	30.77%	12	4	0	Y	6	R	12/2025	90+ Days	\$40.00	
2212	GREENFIELD	10/12/1948	Active(1)	14	0	0	0.00%	15		4	Y	5	R	02/2025			
29728	HOLLISTER Exc Award (06/30/2023)	08/23/1974	Active	17	5	0	41.67%	12		0	Y	2	N	12/2025		\$480.00	
2213	KING CITY	10/15/1945	Active	41	6	3	7.89%	37	0	1	Y		N	12/2025		\$870.00	
2215	LOS GATOS Exc Award (06/30/2018, 06/30/2024)	12/14/1945	Active	87	3	5	-2.25%	90	4	1	Y		N	08/2025		\$25,320.00	
156030	Milpitas Dragonfly	09/18/2023	Active(2)	18	0	0	0.00%	18		18	Y	3		04/2025			
66811	MILPITAS EXECUTIVE Exc Award (06/30/2019, 06/30/2024)	11/13/2002	Active	44	6	24	-29.03%	64	3	0	Y		N	11/2025		\$650.00	
109101	MILPITAS GATEWAY SILICON VALLEY Exc Award (06/30/2023)	09/03/2010	Active(1)	14	0	9	-39.13%	36	5	3	Y			11/2024		\$295.00	
2218	MONTEREY OLD CAPITOL	06/18/1964	Active	15	0	1	-6.25%	16	36	3	Y	7		02/2025		\$20.00	



Club Health Assessment for District 4 C6 through December 2025

			Status	Membership						Reports				Finance	LCIF	
Club Number	Club Name	Charter Date	Times in Status Quo in Past 2 Years	Current Member Count **	YTD Members Added	YTD Members Dropped	YTD Net Growth% ***	Member Count 1 Year Ago	Dropped Members Avg.Length of Service	Months Since Membership Update	Current Officers Reported ****	Current President Repeated Term	VP Reported *****	Last Date Reported Service (mm/yyyy)	Account Balance	YTD Donations
42975	Morgan Hill	08/11/1983	P- Active	10	0	0	0.00%	0		0	Y	2		01/2025		\$10.00
	Exc Award (06/30/2016)															
31988	PRUNEDALE HOST	04/07/1976	Active	23	4	2	9.52%	21	16	2	Y			08/2025	90+ Days	
	Exc Award (06/30/2021, 06/30/2023)															
2225	SALINAS HOST	03/31/1938	Active	13	1	10	-40.91%	24	5	0	Y		IP	07/2025	90+ Days	\$1,140.00
2232	SAN JOSE ALMADEN SUPER	01/31/1956	Active	42	3	1	5.00%	43	0	1	Y		N	12/2025		\$2,159.00
	Exc Award (06/30/2023, 06/30/2024)															
2231	SAN JOSE CAMPBELL W SAN JOSE	05/08/1952	Active	36	2	1	2.86%	32	38	1	N	2	N	12/2025		\$810.00
	Exc Award (06/30/2021)															
110100	SAN JOSE JAPANTOWN	01/11/2011	Active	18	0	0	0.00%	15		3	Y	5		11/2025		\$200.00
138223	San Jose Kaisahan Unity	06/07/2019	Active	19	4	8	-17.39%	22	4	0	Y	2	N	11/2025	90+ Days	
28171	SAN JOSE LOS AMIGOS	03/26/1974	Active(3)	10	0	0	0.00%	15		7	Y		N	03/2025		
66523	SAN JOSE PIONEER	07/16/2002	Active(1)	36	0	0	0.00%	36		8	Y		N	05/2025		
47861	SAN JOSE SAMPAGUITA	11/24/1987	Active	21	2	3	-4.55%	22	13	0	Y		N	12/2025		\$120.00
	Exc Award (06/30/2021, 06/30/2024)															
59329	SAN JOSE SCALES OF JUSTICE	04/08/1997	Active	16	0	0	0.00%	17		6	N		N	08/2025		\$1,140.00
	Exc Award (06/30/2021)															
151564	San Jose Sunshine	08/26/2022	Active(2)	0	0	9	-100.00%	15	3	0	N	None		11/2024		
106291	SAN JOSE WILLOW GLEN	08/17/2009	Active	21	4	1	16.67%	15	40	2	Y		R	12/2025		\$350.00
2236	SAN MARTIN	10/19/1951	Active	25	1	0	4.17%	19		2	Y		N	12/2025		\$3,140.00
	Exc Award (06/30/2025)															
2237	SANTA CLARA HOST	05/16/1947	Active	13	0	0	0.00%	11		8	Y	8		11/2024		
2238	SANTA CRUZ HOST	06/27/1929	Active	47	1	1	0.00%	52	10	0	Y		N	11/2024		\$160.00
2240	SARATOGA	02/21/1947	Active(2)	5	1	0	25.00%	4		4	Y			12/2025		
	Exc Award (06/30/2018)															
2242	SEASIDE	10/24/1946	Active	8	1	0	14.29%	8		4	Y	2	R	12/2025		\$50.00
138637	Silicon Valley Roaring Cyber	06/21/2019	Active	13	0	0	0.00%	13		12	Y	5		12/2025		\$950.00
2243	SOLEDAD	09/12/1947	Active	25	0	0	0.00%	23		4	Y	2	N	02/2025		\$100.00
132212	Sunnyvale Everest	07/14/2017	Active(2)	9	0	0	0.00%	19		6	Y	3		01/2025		
2244	SUNNYVALE HOST	03/23/1932	Active	30	1	2	-3.23%	30	16	1	Y		N	12/2025		\$510.00



Club Health Assessment for District 4 C6 through December 2025

						Status		Membership					Reports				Finance		LCIF	
						Times in Status Quo in Past 2 Years		Current Member Count **	YTD Members Added	YTD Members Dropped	YTD Net Growth***	Member Count 1 Year Ago	Dropped Members Avg.Length of Service	Months Since Membership Update	Current Officers Reported ****	Current President Repeated Term	VP Reported *****	Last Date Reported Service (mm/yyyy)	Account Balance	YTD Donations
Club Number	Club Name		Charter Date																	
Current Total Clubs Count	YTD New Clubs Count	YTD Cancelled Clubs Count	YTD Net Club Gain	Current Total Members Count	YTD Add	YTD Drop	YTD Net Growth %	Member Count 12 Months Ago	Average Member Count Per Club	% of Clubs with less than 20 members	% No Officer Report in 12 Months	% of Clubs with balance 90+ days	Number of Clubs in Status Quo	% Status Quo Clubs in Financial Suspension	Number of Cancelled Clubs	Average Cancelled Club Age	Members Lost Due to Cancellation	% of Clubs Cancelled for Non-Financial Reasons		
41	2	0	2	997	127	86	41	4.29%	947	24	49%	0%	20%	0	0%	0	0	0	0%	

* - P - Priority Club. Cancellation Reasons: 1-Objectives/conduct, 2-Non-active club, 5-Non-existing club, 6-Disbanding, 7-Merger, 8-Financial Suspension, 9-District/Multiple District Dues.

** Red denotes below 15 active members.

*** Red denotes 20% + loss.

**** Y - all 3 (President, Secretary, Treasurer) club officers reported, N - not all 3 reported.

***** Abbreviation: N-New, IP-Immediate Past, R-Repeat.



Club Health Assessment for District 4 A1 through December 2025

			Status	Membership						Reports				Finance	LCIF	
Club Number	Club Name	Charter Date	Times in Status Quo in Past 2 Years	Current Member Count **	YTD Members Added	YTD Members Dropped	YTD Net Growth% ***	Member Count 1 Year Ago	Dropped Members Avg.Length of Service	Months Since Membership Update	Current Officers Reported ****	Current President Repeated Term	VP Reported *****	Last Date Reported Service (mm/yyyy)	Account Balance	YTD Donations
Clubs less than two years old																
182692	Merced Healthy Leo	06/18/2025	Active	24	4	0	20.00%	0		1	Y	2	N	12/2025		\$360.00
181676	Stockton Healthy	05/30/2025	Active	28	5	9	-12.50%	0	0	0	Y		N	12/2025		
Clubs more than two years old																
2248	ATWATER WINTON	09/27/1950	Active	30	0	2	-6.25%	33	1	0	Y		N	12/2025		\$80.00
	Exc Award (06/30/2021, 06/30/2023, 06/30/2025)															
2249	BASS LAKE	01/30/1973	Active	15	3	3	0.00%	15	8	1	Y	3	N	11/2025		
2250	CERES	05/16/1947	Active	85	3	5	-2.30%	93	3	1	Y		N	01/2025	90+ Days	
	Exc Award (06/30/2018)															
2251	CHOWCHILLA	01/28/1928	Active	18	3	3	0.00%	18	7	0	Y		N	02/2025		
98271	CHOWCHILLA LIONESS	01/15/2007	Active	12	1	1	0.00%	14	0	2	Y	7		12/2025		\$1,600.00
2252	CLEMENTS LOCKEFORD	03/11/1949	Active	41	1	1	0.00%	41	0	1	Y			05/2025		
47759	COPPEROPOLIS LAKE TULLOCH	10/13/1987	Active	34	4	0	13.33%	39		2	Y		N	11/2025		
2253	CROWS LANDING	04/26/1949	Active	19	0	0	0.00%	19		3	Y		N	01/2025		
2255	DENAIR	04/21/1949	Active	39	0	0	0.00%	40		0	Y		N	11/2025		
2256	DOS PALOS	03/20/1967	Active	28	0	0	0.00%	28		18	Y	13		05/2025		
2258	ESCALON	03/07/1946	Active	41	2	1	2.50%	39	52	1	Y	2	R	04/2025		\$4,010.00
2259	GUSTINE	10/11/1948	Active	22	2	0	10.00%	23		5	Y	11	R	08/2024		
2260	HILMAR-IRWIN-STEVINSON L C	04/07/1965	Active	32	0	0	0.00%	25		2	Y	3	R	11/2024		
135129	Hughson	06/22/2018	Active	39	0	1	-2.50%	44	1	1	Y		N	10/2024		
	Exc Award (06/30/2023)															
2263	JACKSON	02/18/1927	Active	102	4	3	0.99%	98	16	0	Y		N	12/2025		
105237	LATHROP	04/13/2009	P- Active	17	2	0	13.33%	13		3	Y	14		10/2025		
2265	LE GRAND	01/19/1940	Active(1)	19	1	0	5.56%	18		6	Y		N	04/2025	90+ Days	
2266	LINDEN	02/02/1951	Active	152	4	1	2.01%	155	57	4	Y		N	10/2025		\$100.00
	Exc Award (06/30/2024)															
2267	LIVINGSTON	02/11/1959	Active	20	0	0	0.00%	20		17	Y			08/2024		\$50.00



Club Health Assessment for District 4 A1 through December 2025

			Status	Membership						Reports				Finance		LCIF
Club Number	Club Name	Charter Date	Times in Status Quo in Past 2 Years	Current Member Count **	YTD Members Added	YTD Members Dropped	YTD Net Growth% ***	Member Count 1 Year Ago	Dropped Members Avg.Length of Service	Months Since Membership Update	Current Officers Reported ****	Current President Repeated Term	VP Reported *****	Last Date Reported Service (mm/yyyy)	Account Balance	YTD Donations
2268	LODI	01/18/1940	Active	14	0	2	-12.50%	23	9	0	Y	2		09/2025		
46183	LODI MEXICAN AMERICAN	05/12/1986	P- Active(1)	19	0	0	0.00%	21		10	Y		N	09/2025		
2270	LOS BANOS	12/08/1944	Active	19	6	1	35.71%	13	0	1	Y		IP	11/2025		\$10.00
61592	MADERA MADERA EVENING	03/08/1999	Active	39	0	7	-15.22%	47	5	0	Y		N	12/2025		\$1,170.00
Exc Award (06/30/2022, 06/30/2023)																
2274	MARIPOSA	11/13/1940	Active	105	10	22	-10.26%	118	5	1	Y		N	10/2025		
Exc Award (06/30/2021, 06/30/2023)																
2276	MERCED BREAKFAST	05/05/1959	Active	55	0	0	0.00%	52		1	Y		N	10/2025		\$5,531.00
Exc Award (06/30/2023)																
143071	Merced County LE Lions	10/13/2020	Active	26	3	1	8.33%	24	0	1	Y	5	N	11/2025		
2279	MODESTO 500 CLUB	03/30/1950	P- Active	31	0	0	0.00%	38		4	Y		N	10/2025		\$1,100.00
39671	MOKELUMNE HILL	04/02/1981	Active	30	2	0	7.14%	28		1	Y			11/2025		
Exc Award (06/30/2024)																
2282	MURPHYS ANGELS	09/12/1950	Active	39	0	0	0.00%	39		3	Y		N	05/2025		
2284	NORTH FORK	08/03/1950	Active	16	2	1	6.67%	13	23	1	Y	10	N	09/2025		
2285	OAKDALE	10/21/1943	Active	74	6	3	4.23%	66	20	1	Y		N	12/2025		\$4,271.00
2286	PATTERSON	05/27/1947	Active	63	2	2	0.00%	66	7	2	Y		N	09/2025		\$370.00
2288	RIPON	01/28/1944	Active	25	2	1	4.17%	24	9	0	Y		N	12/2025		
2291	SIERRA	08/17/1960	Active	16	2	2	0.00%	14	7	3	Y			09/2025		
2292	SONORA	04/24/1922	Active	33	1	3	-5.71%	34	7	2	Y		R	12/2025		
Exc Award (06/30/2016, 06/30/2019, 06/30/2023)																
47862	STOCKTON DELTA PACIFICA	11/10/1987	Active	12	2	0	20.00%	11		3	Y	2	N	12/2025		\$80.00
2294	STOCKTON HOST	08/19/1920	Active	45	1	0	2.27%	42		5	Y	2	R	09/2025	90+ Days	\$10.00
2298	STOCKTON SAN JOAQUIN	02/26/1958	P- Active	15	3	2	7.14%	18	10	3	Y		N	12/2025		\$141.00
Exc Award (06/30/2024)																
111484	SUTTER CREEK	06/23/2011	P- Active	11	1	1	0.00%	11	14	0	Y	4		12/2025		
Exc Award (06/30/2017, 06/30/2018)																
2302	TRACY BREAKFAST	03/17/1960	Active	52	0	2	-3.70%	54	29	2	Y	2	R	12/2025		
Exc Award (06/30/2023)																
67535	TRACY TANK TOWN	03/31/2003	Active	10	0	0	0.00%	12		3	Y		N	12/2025		\$200.00



Club Health Assessment for District 4 A1 through December 2025

			Status	Membership						Reports				Finance	LCIF	
Club Number	Club Name	Charter Date	Times in Status Quo in Past 2 Years	Current Member Count **	YTD Members Added	YTD Members Dropped	YTD Net Growth***	Member Count 1 Year Ago	Dropped Members Avg.Length of Service	Months Since Membership Update	Current Officers Reported ****	Current President Repeated Term	VP Reported *****	Last Date Reported Service (mm/yyyy)	Account Balance	YTD Donations
2303	TRI DAMS L C	02/10/1965	P- Active	10	0	0	0.00%	20		6	Y	4	N	05/2025		
2304	TURLOCK	01/03/1945	Active	41	0	3	-6.82%	44	20	3	Y			05/2025		
37207	UPCOUNTRY 88	06/05/1979	Active	13	0	0	0.00%	13		3	Y	3		12/2025		
Exc Award (06/30/2018)																
2306	WATERFORD	04/29/1947	Active	19	0	0	0.00%	18		3	Y	10	R	05/2025		
2307	WEST POINT	01/12/1951	Active	12	4	1	33.33%	9	16	1	Y	7	R	12/2025		

Clubs Cancelled Previous Fiscal Year – Clubs Cancelled within last 12 months may be reinstated

Club Number	Club Name	Charter Date	Current Status*	Cancellation Date
40408	ARNOLD	10/09/1981	Cancelled(6*)	06/29/2025
2277	MERCED GOLDEN	01/14/1967	Cancelled(6*)	06/29/2025

Current Total Clubs Count	YTD New Clubs Count	YTD Cancelled Clubs Count	YTD Net Club Gain	Current Total Members Count	YTD Add	YTD Drop	YTD Net Growth	YTD Net Growth %	Member Count 12 Months Ago	Average Member Count Per Club	% of Clubs with less than 20 members	% No Officer Report in 12 Months	% of Clubs with balance 90+ days	Number of Clubs in Status Quo	% Status Quo Clubs in Financial Suspension	Number of Cancelled Clubs	Average Cancelled Club Age	Members Lost Due to Cancellation	% of Clubs Cancelled for Non-Financial Reasons
48	0	0	0	1,661	86	84	2	0.12%	1,647	35	40%	0%	6%	0	0%	0	0	0	0%

* - P - Priority Club. Cancellation Reasons: 1-Objectives/conduct, 2-Non-active club, 5-Non-existing club, 6-Disbanding, 7-Merger, 8-Financial Suspension, 9-District/Multiple District Dues.

** Red denotes below 15 active members.

*** Red denotes 20% + loss.

**** Y - all 3 (President, Secretary, Treasurer) club officers reported, N - not all 3 reported.

***** Abbreviation: N-New, IP-Immediate Past, R-Repeat.



Club Health Assessment for District 4 A2 through December 2025

			Status	Membership						Reports				Finance	LCIF	
Club Number	Club Name	Charter Date	Times in Status Quo in Past 2 Years	Current Member Count **	YTD Members Added	YTD Members Dropped	YTD Net Growth% ***	Member Count 1 Year Ago	Dropped Members Avg.Length of Service	Months Since Membership Update	Current Officers Reported ****	Current President Repeated Term	VP Reported *****	Last Date Reported Service (mm/yyyy)	Account Balance	YTD Donations
Clubs less than two years old																
182812	Fresno Community	06/19/2025	Active	19	0	1	-5.00%	0	0	1	Y	2		09/2025	90+ Days	
Clubs more than two years old																
2310	ARVIN	03/30/1939	Active	16	2	4	-11.11%	16	18	0	N		N	04/2025		
2312	BAKERSFIELD BREAKFAST	04/30/1958	Active	28	0	0	0.00%	28		17	Y			10/2024		
117023	BAKERSFIELD DONGHAE	05/30/2012	Active(2)	4	0	0	0.00%	4		17	Y	10		02/2024		
2313	BAKERSFIELD EAST BAKERS	10/19/1949	Active	21	0	1	-4.55%	21	22	1	Y			11/2024		
2311	BAKERSFIELD HOST	07/08/1926	Active	7	0	0	0.00%	8		8	Y			03/2025		
51944	BAKERSFIELD SPORTS	08/09/1991	Active	10	0	0	0.00%	10		7	N		N	12/2025		
2317	BUTTONWILLOW	03/13/1941	Active	175	25	13	7.36%	178	8	1	Y	3	R	11/2025		\$1,100.00
120360	California City Host	09/19/2013	Active	7	0	0	0.00%	7		11	Y			10/2024		
2319	CARUTHERS	09/28/1949	Active	34	2	1	3.03%	29	14	5	Y	2	R	11/2024		
2320	CLOVIS	03/11/1946	Active	12	3	3	0.00%	12	10	0	Y		N	12/2025		
127260	Clovis Country	04/13/2016	Active	17	0	1	-5.56%	21	1	5	Y	2	N	12/2025		\$4,100.00
2321	COALINGA	02/25/1938	Active	12	0	0	0.00%	12		9	Y	9		11/2024		
2322	CORCORAN	11/17/1941	Active	4	0	0	0.00%	5		8	Y			02/2024		
43319	CUTLER OROSI LC	01/26/1984	Active	33	3	4	-2.94%	35	12	1	Y	2	R	10/2025	90+ Days	
Exc Award (06/30/2021, 06/30/2025)																
2323	DELANO	05/25/1945	Active	13	5	3	18.18%	8	1	1	Y	4		11/2025		
2326	DINUBA	06/15/1945	Active	23	0	3	-11.54%	26	27	0	N		N	04/2025	90+ Days	\$20.00
2328	EASTON	12/14/1948	Active	20	0	0	0.00%	20		10	Y	2		01/2025		
2330	EXETER	11/10/1938	Active	52	3	6	-5.45%	59	10	1	Y		N	10/2024		
2334	FOWLER	02/21/1927	Active	32	2	0	6.67%	24		4	Y	2	R	10/2025	90+ Days	
134725	Fresno Alliance Families and Veterans	05/11/2018	Active(2)	0	0	9	-100.00%	0	1	0	N	None		04/2025		
2336	FRESNO HOST	10/09/1920	Active	30	1	3	-6.25%	30	1	1	Y		R	05/2025		
Exc Award (06/30/2021, 06/30/2023)																
2338	FRESNO NORTH FRESNO	09/26/1949	Active	28	4	4	0.00%	29	31	0	Y		N	12/2025		\$1,000.00



Club Health Assessment for District 4 A2 through December 2025

			Status	Membership						Reports				Finance	LCIF	
Club Number	Club Name	Charter Date	Times in Status Quo in Past 2 Years	Current Member Count **	YTD Members Added	YTD Members Dropped	YTD Net Growth***	Member Count 1 Year Ago	Dropped Members Avg.Length of Service	Months Since Membership Update	Current Officers Reported ****	Current President Repeated Term	VP Reported *****	Last Date Reported Service (mm/yyyy)	Account Balance	YTD Donations
119817	Fresno Pride	06/27/2013	Active	5	0	2	-28.57%	7	9	0	Y			06/2025		
62438	FRESNO UNLIMITED	10/22/1999	Active	18	0	0	0.00%	18		3	Y			10/2024		
2340	HANFORD BREAKFAST	04/22/1959	Active	26	0	0	0.00%	23		7	Y		R	12/2025		\$957.50
	Exc Award (06/30/2016, 06/30/2023, 06/30/2024)															
2342	IVANHOE	07/24/1947	Active	46	3	3	0.00%	46	3	2	Y	2	R	04/2025	90+ Days	
2343	KERMAN	02/07/1938	Active	14	0	0	0.00%	14		15	Y	14	R	09/2024		
120446	Kings	10/15/2013	Active	27	0	0	0.00%	27		12	Y	2	N	12/2025		
	Exc Award (06/30/2016, 06/30/2024)															
2346	KINGSBURG	02/18/1946	Active	46	0	0	0.00%	47		9	Y		N	11/2024		
2347	LAMONT	02/26/1946	Active	13	0	0	0.00%	13		1	Y	4		10/2023		
2348	LATON	12/09/1964	Active	50	4	17	-20.63%	64	4	1	Y		N	11/2025		\$100.00
2349	LEMOORE	08/31/1949	Active	17	0	0	0.00%	20		8	Y		R	11/2024		
	Exc Award (06/30/2017)															
2351	McFARLAND	05/31/1945	Active	21	0	0	0.00%	20		6	Y		N	12/2025		\$100.00
	Exc Award (06/30/2020, 06/30/2023)															
2355	ORANGE COVE	10/30/1947	Active	10	1	2	-9.09%	8	42	0	Y			12/2025		
2356	PARLIER	02/26/1951	Active	26	3	3	0.00%	24	7	0	Y		N	09/2025		
2358	PIXLEY	10/03/1947	Active	10	0	2	-16.67%	12	18	2	N	9		12/2024		
2359	PONDEROSA L C	10/25/1967	Active	20	3	1	11.11%	21	1	3	Y	4	R	04/2025	90+ Days	
2361	PORTERVILLE BREAKFAST	02/24/1960	Active	44	0	0	0.00%	44		14	Y			06/2025	90+ Days	
2362	REEDLEY	11/08/1922	Active	30	3	1	7.14%	31	21	1	Y		N	12/2025		\$100.00
	Exc Award (06/30/2024)															
65400	RICHGROVE	05/21/2002	Active	20	3	0	17.65%	19		3	Y		R	12/2025	90+ Days	\$100.00
	Exc Award (06/30/2021)															
2451	RIDGECREST	07/06/1948	Active	17	0	0	0.00%	17		9	Y	2		03/2025		\$1,000.00
	Exc Award (06/30/2018)															
2363	RIVERDALE	03/17/1938	Active	59	5	5	0.00%	58	4	0	Y		N	11/2025	90+ Days	
	Exc Award (06/30/2023)															
2364	ROSEDALE HIGHWAY	04/23/1956	Active	18	0	1	-5.26%	19	24	2	Y		N	03/2025		
2366	SAN JOAQUIN TRANQUILL	04/17/1947	Active	26	1	0	4.00%	25		2	Y		IP	10/2024	90+ Days	



Club Health Assessment for District 4 A2 through December 2025

			Status		Membership					Reports					Finance		LCIF	
Club Number	Club Name	Charter Date	Times in Status Quo in Past 2 Years	Current Member Count **	YTD Members Added	YTD Members Dropped	YTD Net Growth% ***	Member Count 1 Year Ago	Dropped Members Avg.Length of Service	Months Since Membership Update	Current Officers Reported ****	Current President Repeated Term	VP Reported *****	Last Date Reported Service (mm/yyyy)	Account Balance	YTD Donations		
2367	SELMA	03/29/1940	Active	8	0	2	-20.00%	10	1	2	Y	9	N	11/2025	90+ Days			
82665	SELMA CENTRAL VALLEY	06/17/2004	Active	60	2	0	3.45%	63		3	Y		R	10/2025				
129344	Selma Charter	11/01/2016	Active	7	0	6	-46.15%	15	6	3	N	2		10/2024				
2368	SHAFTER	01/11/1951	Active	15	0	0	0.00%	13		4	Y	3	N	10/2025				
36791	SHAVER LAKE	03/30/1979	Active	78	12	8	5.41%	74	7	1	Y	5	N	04/2025				
2370	SPRINGVILLE MOUNTAIN	11/15/1948	Active	42	2	0	5.00%	38		3	Y	2	R	04/2025				
2372	TAFT	05/11/1945	Active	19	0	1	-5.00%	23	44	5	Y			04/2025				
2479	TEHACHAPI	06/08/1950	Active	16	0	0	0.00%	18		6	Y			12/2025				
2374	THREE RIVERS	09/05/1947	Active	46	0	5	-9.80%	53	16	3	Y		N	10/2025				
2379	VISALIA BREAKFAST	02/20/1959	Active	91	6	6	0.00%	85	13	0	Y		N	12/2025				
Exc Award (06/30/2023)																		
2378	VISALIA HOST	06/30/1926	Active	27	2	0	8.00%	25		1	Y			08/2025	90+ Days			
107093	VISALIA PRIDE	12/22/2009	Active	33	4	0	13.79%	29		0	Y		N	12/2025		\$900.00		
Exc Award (06/30/2016, 06/30/2021, 06/30/2022, 06/30/2023)																		
2380	VISALIA SEQUOIA	11/02/1954	Active	19	0	0	0.00%	20		2	Y		N	11/2023		\$1,000.00		
Exc Award (06/30/2021)																		
57909	VISALIA SUNSET	02/27/1996	Active	23	2	0	9.52%	21		4	Y		N	12/2025		\$300.00		
Exc Award (06/30/2022)																		
2373	WEST COAST INDIAN CYBER	08/24/1964	Active	10	0	0	0.00%	10		5	Y	2	N	06/2025	90+ Days			
Exc Award (06/30/2023)																		
2382	WOODLAKE	09/04/1947	Active	49	2	0	4.26%	43		6	Y	3		05/2025	90+ Days			
Current Total Clubs Count	YTD New Clubs Count	YTD Cancelled Clubs Count	YTD Net Club Gain	Current Total Members Count	YTD Add	YTD Drop	YTD Net Growth %	Member Count 12 Months Ago	Average Member Count Per Club	% of Clubs with less than 20 members	% No Officer Report in 12 Months	% of Clubs with balance 90+ days	Number of Clubs in Status Quo	% Status Quo Clubs in Financial Suspension	Number of Cancelled Clubs	Average Cancelled Club Age	Members Lost Due to Cancellation	% of Clubs Cancelled for Non-Financial Reasons
61	0	0	0	1,703	108	121	-13	1,699	28	46%	0%	25%	0	0%	0	0	0	0%



Club Health Assessment for District 4 A2 through December 2025

			Status		Membership				Reports				Finance	LCIF		
Club Number	Club Name	Charter Date	Times in Status Quo in Past 2 Years	Current Member Count **	YTD Members Added	YTD Members Dropped	YTD Net Growth% ***	Member Count 1 Year Ago	Dropped Members Avg.Length of Service	Months Since Membership Update	Current Officers Reported ****	Current President Repeated Term	VP Reported *****	Last Date Reported Service (mm/yyyy)	Account Balance	YTD Donations

* - P - Priority Club. Cancellation Reasons: 1-Objectives/conduct, 2-Non-active club, 5-Non-existing club, 6-Disbanding, 7-Merger, 8-Financial Suspension, 9-District/Multiple District Dues.

** Red denotes below 15 active members.

*** Red denotes 20% + loss.

**** Y - all 3 (President, Secretary, Treasurer) club officers reported, N - not all 3 reported.

***** Abbreviation: N-New, IP-Immediate Past, R-Repeat.



Club Health Assessment for District 4 A3 through December 2025

			Status	Membership						Reports				Finance		LCIF
Club Number	Club Name	Charter Date	Times in Status Quo in Past 2 Years	Current Member Count **	YTD Members Added	YTD Members Dropped	YTD Net Growth% ***	Member Count 1 Year Ago	Dropped Members Avg.Length of Service	Months Since Membership Update	Current Officers Reported ****	Current President Repeated Term	VP Reported *****	Last Date Reported Service (mm/yyyy)	Account Balance	YTD Donations
Clubs less than two years old																
172392	Port Hueneme	06/20/2024	Active(1)	31	2	5	-8.82%	38	1	1	N	3	N	11/2025		
Clubs more than two years old																
2384	ARROYO GRANDE	07/20/1949	Active	33	3	2	3.13%	33	4	0	Y	2	R	09/2025		
110047	CAMARILLO AMBER'S LIGHT	01/10/2011	Active	52	5	3	4.00%	53	8	1	Y		N	12/2025		\$2,000.00
Exc Award (06/30/2018, 06/30/2019, 06/30/2021, 06/30/2022, 06/30/2023)																
2409	CAMARILLO-SOMIS PLEASANT VLY	08/24/1945	Active	58	5	2	5.45%	58	21	0	Y		N	12/2025		\$7,600.00
2388	CAMBRIA	10/02/1945	Active	72	0	0	0.00%	68		4	Y		R	08/2025		
2389	CARPINTERIA	10/27/1927	Active	76	4	4	0.00%	78	13	1	Y		N	04/2025		\$500.00
Exc Award (06/30/2018, 06/30/2019)																
2441	CASTAIC	04/13/1954	Active	29	4	0	16.00%	33		3	Y		N	07/2024		
2390	CAYUCOS	07/28/1949	Active	49	2	3	-2.00%	49	2	1	Y		N	08/2024	90+ Days	
134425	Conejo Valley	04/24/2018	Active	18	2	1	5.88%	19	6	0	Y	2	N	10/2025		\$300.00
2392	FILLMORE	08/15/1927	Active	24	1	2	-4.00%	26	4	0	Y	2		05/2025		
2393	GREATER GOLETA-SANTA BARBARA	03/28/1941	Active	40	3	0	8.11%	36		4	Y	2	R	09/2025	90+ Days	\$3,150.00
130050	Guadalupe	02/24/2017	Active(2)	12	0	0	0.00%	12		7	Y	3		12/2024		
98385	LOS ANGELES MID-VALLEY	01/29/2007	Active(2)	8	0	1	-11.11%	17	52	0	Y	7		11/2024		
2400	MORRO BAY	10/01/1945	Active	25	1	1	0.00%	30	29	1	Y			12/2025		\$100.00
97206	NIPOMO	05/30/2006	Active	25	0	1	-3.85%	27	2	3	Y	2	N	06/2025		\$500.00
100701	OJAI VALLEY	12/03/2007	Active	66	8	3	8.20%	63	3	1	Y	2	R	04/2025	90+ Days	
2402	ORCUTT	05/29/1956	Active	47	2	3	-2.08%	43	3	0	Y	4	N	12/2025		\$120.00
Exc Award (06/30/2024)																
2404	OXNARD CHANNEL ISLAND	01/28/1969	Active	16	2	2	0.00%	16	2	2	Y		N	11/2025		
129443	Oxnard Downtown	11/29/2016	Active	16	2	1	6.67%	16	7	1	N	2	R	08/2025		
Exc Award (06/30/2022)																
2406	OXNARD NOONTIMERS	04/30/1954	Active	31	0	0	0.00%	27		8	Y		R	11/2025		\$1,000.00
2470	PALMDALE	07/25/1952	Active	11	0	0	0.00%	14		10	Y	7		10/2025		



Club Health Assessment for District 4 A3 through December 2025

				Membership							Reports				Finance		LCIF		
Club Number	Club Name	Charter Date	Status		Membership					Reports				Finance		LCIF			
			Times in Status Quo in Past 2 Years	Current Member Count **	YTD Members Added	YTD Members Dropped	YTD Net Growth% ***	Member Count 1 Year Ago	Dropped Members Avg.Length of Service	Months Since Membership Update	Current Officers Reported ****	Current President Repeated Term	VP Reported *****	Last Date Reported Service (mm/yyyy)	Account Balance	YTD Donations			
2407	PASO ROBLES	08/12/1939	Active	33	2	0	6.45%	35		1	Y		N	08/2024					
	Exc Award (06/30/2019)																		
2408	PISMO BEACH CITIES	09/14/1945	Active	21	1	1	0.00%	23	1	4	N	7	R	12/2025	90+ Days	\$100.00			
	Exc Award (06/30/2018)																		
2413	SAN MIGUEL	09/14/1949	Active	13	0	4	-23.53%	18	9	0	Y	13	N	12/2025					
2418	SANTA MARGARITA	06/23/1953	Active	16	3	0	23.08%	13		6	Y	2	N	07/2025					
44611	SANTA MARIA SUNRISERS	02/28/1985	Active	12	2	1	9.09%	17	11	0	Y	2	N	07/2025	90+ Days	\$200.00			
	Exc Award (06/30/2018)																		
2421	SANTA PAULA	12/08/1925	Active	20	0	0	0.00%	20		17	Y	2	R	08/2025		\$2,000.00			
2427	TEMPLETON	05/09/1955	Active	11	0	0	0.00%	11		14	Y	7		09/2025		\$500.00			
40409	VANDENBERG VILLAGE	10/21/1981	Active	28	6	0	27.27%	23		0	Y			12/2025		\$2,000.00			
2431	VENTURA DOWNTOWN	04/15/1923	Active	135	7	4	2.27%	137	23	0	Y		N	12/2025		\$8,490.00			
	Exc Award (06/30/2018, 06/30/2023)																		
Current Total Clubs Count	YTD New Clubs Count	YTD Cancelled Clubs Count	YTD Net Club Gain	Current Total Members Count	YTD Add	YTD Drop	YTD Net Growth	YTD Net Growth %	Member Count 12 Months Ago	Average Member Count Per Club	% of Clubs with less than 20 members	% No Officer Report in 12 Months	% of Clubs with balance 90+ days	Number of Clubs in Status Quo	% Status Quo Clubs in Financial Suspension	Number of Cancelled Clubs	Average Cancelled Club Age	Members Lost Due to Cancellation	% of Clubs Cancelled for Non-Financial Reasons
30	0	0	0	1,028	67	44	23	2.29%	1,053	34	33%	0%	17%	0	0%	0	0	0	0%

* - P - Priority Club. Cancellation Reasons: 1-Objectives/conduct, 2-Non-active club, 5-Non-existing club, 6-Disbanding, 7-Merger, 8-Financial Suspension, 9-District/Multiple District Dues.

** Red denotes below 15 active members.

*** Red denotes 20% + loss.

**** Y - all 3 (President, Secretary, Treasurer) club officers reported, N - not all 3 reported.

***** Abbreviation: N-New, IP-Immediate Past, R-Repeat.



Club Health Assessment for District 4 L2 through December 2025

			Status	Membership						Reports				Finance	LCIF	
Club Number	Club Name	Charter Date	Times in Status Quo in Past 2 Years	Current Member Count **	YTD Members Added	YTD Members Dropped	YTD Net Growth% ***	Member Count 1 Year Ago	Dropped Members Avg.Length of Service	Months Since Membership Update	Current Officers Reported ****	Current President Repeated Term	VP Reported *****	Last Date Reported Service (mm/yyyy)	Account Balance	YTD Donations
Clubs less than two years old																
157756	Diamond Valley	06/17/2024	Active	20	0	0	0.00%	25		2	N	5		09/2024		
191236	LA Phoenix	11/26/2025	Newly Chartered	26	26	0	100.00%	0		1	Y		N			
157497	Long Beach West	06/22/2024	Active	18	1	0	5.88%	12		2	Y	2		10/2025		\$250.00
156542	Los Angeles Industry Hills	06/22/2024	Active	9	0	12	-57.14%	20	1	5	N			11/2025		
180157	Los Angeles Region of Convergence Veterans	07/31/2025	Active	38	46	8	100.00%	0	0	0	Y		N			
172084	San Gabriel Valley	06/07/2024	Active	22	2	1	4.76%	23	2	1	Y	3	N	12/2025		
Clubs more than two years old																
61056	ALHAMBRA	07/29/1998	Active	16	0	0	0.00%	18		6	Y		R	08/2025		
63953	ARCADIA CHAMPION	02/09/2001	Active	19	3	4	-5.00%	14	2	2	Y		R	12/2025		\$5,000.00
Exc Award (06/30/2021, 06/30/2022)																
2485	ARCADIA HOST	09/21/1936	Active	12	2	2	0.00%	13	4	5	Y	5	R	08/2024	90+ Days	
2486	ARTESIA CERRITOS L C	12/17/1946	Active	19	0	0	0.00%	19		8	Y		N	04/2025	90+ Days	
2493	BELL GARDENS	02/29/1940	Active(1)	7	7	1	600.00%	1	7	1	N		N	01/2025	90+ Days	
2497	BELLFLOWER FAMILY	02/05/1923	Active	11	0	1	-8.33%	13	2	3	Y	3	R	03/2025		
2492	BELLFLOWER NOON	02/05/1964	Active	42	0	3	-6.67%	45	28	1	Y	2	R	08/2025		
2501	CENTRAL CITY EAST BOYLE HTS	03/08/1967	Active(1)	14	0	0	0.00%	14		5	N	None		11/2025		\$1,400.00
30706	CITY OF COMMERCE EVENING	05/15/1975	Active	23	2	1	4.55%	20	1	1	Y		R	12/2025		\$600.00
2498	COVINA BREAKFAST	04/04/1957	Active(1)	19	5	1	26.67%	24	0	1	N		N	11/2025	90+ Days	
2443	CRESCENTA VALLEY	01/14/1947	Active	19	0	1	-5.00%	21	15	0	Y	5	R	09/2025		\$1,250.00
Exc Award (06/30/2018, 06/30/2024)																
107468	DOWNNEY	02/15/2010	Active(1)	9	1	0	12.50%	8		3	Y			07/2024		
2518	EAST LOS ANGELES	03/23/1927	Active	25	0	2	-7.41%	28	6	0	N	None		09/2024		
2502	EAST WHITTIER	01/27/1941	Active	15	0	1	-6.25%	18	23	3	Y		N	10/2024		
Exc Award (06/30/2017, 06/30/2018, 06/30/2019)																
2448	GLENDALE NORTHWEST GLENDALE	05/16/1956	Active(2)	4	0	0	0.00%	4		6	Y	2	N	08/2025		



Club Health Assessment for District 4 L2 through December 2025

			Status	Membership						Reports				Finance	LCIF	
Club Number	Club Name	Charter Date	Times in Status Quo in Past 2 Years	Current Member Count **	YTD Members Added	YTD Members Dropped	YTD Net Growth% ***	Member Count 1 Year Ago	Dropped Members Avg.Length of Service	Months Since Membership Update	Current Officers Reported ****	Current President Repeated Term	VP Reported *****	Last Date Reported Service (mm/yyyy)	Account Balance	YTD Donations
87944	HACIENDA HEIGHTS DYNASTY	05/02/2005	Active(1)	11	11	0	100.00%	0		5	Y	2		11/2024		
51406	HACIENDA HEIGHTS EAST VALLEY	03/12/1991	Active(1)	34	7	0	25.93%	19		1	Y		N	12/2025		\$200.00
2511	IRWINDALE	03/26/1964	Cancelled(8*)	0	0	16	-100.00%	16	14	17	N	None		12/2024	90+ Days	
	Exc Award (06/30/2017, 06/30/2018)															
2459	LA LOS FELIZ	02/24/1948	Active(1)	16	0	0	0.00%	16		18	N	None		10/2024		
	Exc Award (06/30/2023)															
143956	LA Star	12/23/2020	Active	16	0	0	0.00%	19		6	N	2	R	08/2025		
2512	LAKEWOOD	10/07/1941	Active(1)	17	0	0	0.00%	17		0	Y	2	R	11/2024		
2514	LONG BEACH BELMONT SHORE	09/26/1941	Active	3	0	3	-50.00%	7	10	0	Y	4		08/2025		
	Exc Award (06/30/2017)															
2513	LONG BEACH DOWNTOWN	08/27/1921	Active	41	0	6	-12.77%	47	25	0	Y			11/2025		
2515	LONG BEACH EAST LONG BEACH	06/23/1952	Active	12	1	0	9.09%	11		4	Y	9	R	11/2024		
49933	LOS ANGELES CHINESE	11/10/1989	Active	49	8	3	11.36%	47	3	0	Y	2	N	08/2025	90+ Days	\$1,400.00
	Exc Award (06/30/2016)															
106057	LOS ANGELES DIAMOND	07/07/2009	Active(1)	57	1	0	1.79%	99		0	Y			10/2025		\$2,100.00
44936	LOS ANGELES DYNASTY	05/06/1985	Active	13	5	0	62.50%	4		3	Y		R	11/2025		\$150.00
145595	Los Angeles Elite	03/10/2021	Active	106	34	2	43.24%	63	2	0	Y		N	12/2025		\$50.00
	Exc Award (06/30/2022)															
107222	LOS ANGELES ENVISION	01/08/2010	Active	17	0	0	0.00%	22		7	Y		N	12/2025	90+ Days	\$474.00
	Exc Award (06/30/2019, 06/30/2024)															
147699	Los Angeles Grace	07/23/2021	Active	24	3	2	4.35%	26	1	2	Y		N	12/2025	90+ Days	
131313	Los Angeles HH Centennial	06/14/2017	Active	12	0	0	0.00%	16		2	Y		N	11/2025		\$1,000.00
2456	LOS ANGELES HOST	09/12/1918	Active	25	0	0	0.00%	26		8	Y		N	08/2025		\$4,000.00
	Exc Award (06/30/2018, 06/30/2020, 06/30/2024)															
135012	Los Angeles Morality	06/13/2018	Active	11	4	1	37.50%	8	1	2	Y		N	08/2025		
	Exc Award (06/30/2019)															
119992	Los Angeles Overseas	07/16/2013	Active	48	8	4	9.09%	45	3	0	Y		N	09/2025		
145921	Los Angeles Royal	04/14/2021	Active(1)	55	0	0	0.00%	54		4	Y		R	12/2025		\$3,400.00
152278	Los Angeles Sun	09/23/2022	Active(1)	27	3	5	-6.90%	34	2	3	Y	2	N	12/2025		



Club Health Assessment for District 4 L2 through December 2025

			Status	Membership						Reports				Finance	LCIF	
Club Number	Club Name	Charter Date	Times in Status Quo in Past 2 Years	Current Member Count **	YTD Members Added	YTD Members Dropped	YTD Net Growth% ***	Member Count 1 Year Ago	Dropped Members Avg.Length of Service	Months Since Membership Update	Current Officers Reported ****	Current President Repeated Term	VP Reported *****	Last Date Reported Service (mm/yyyy)	Account Balance	YTD Donations
128757	Los Angeles Sunrise	08/29/2016	Active(1)	24	0	0	0.00%	32		4	Y		N	09/2025		
	Exc Award (06/30/2019, 06/30/2021)															
2520	MAYWOOD	04/12/1939	Active(1)	5	0	0	0.00%	5		8	N	4		09/2025		
144829	Monrovia	05/06/2021	Active	16	1	4	-15.79%	17	3	5	Y	2	R	11/2025		
2521	MONTEBELLO	05/07/1925	Active	56	6	1	9.80%	56	12	0	Y		N	10/2025		\$1,500.00
	Exc Award (06/30/2017, 06/30/2019, 06/30/2020, 06/30/2021, 06/30/2022, 06/30/2023, 06/30/2024)															
2522	MONTEREY PARK	12/15/1937	Active(1)	54	33	8	86.21%	0	16	0	Y	3	N	10/2025		
2523	NORWALK	06/04/1946	Active	36	0	0	0.00%	40		9	Y		N	08/2025		
	Exc Award (06/30/2019, 06/30/2023)															
2524	PARAMOUNT	12/05/1946	Active	20	0	0	0.00%	22		8	Y	2	R	08/2025		
	Exc Award (06/30/2024)															
2525	PASADENA HOST	03/26/1920	Active	34	0	0	0.00%	36		10	Y		N	09/2024		\$35,000.00
84794	ROWLAND HEIGHTS	02/01/2005	Active	33	12	3	37.50%	24	3	5	Y		R	08/2025		
140273	San Gabriel Hope	01/14/2020	Active(2)	10	0	0	0.00%	16		6	Y	5	R	07/2025		
54994	SAN GABRIEL TAIWANESE	10/25/1993	Active	31	2	5	-8.82%	33	4	1	Y		N	12/2025		\$1,000.00
116525	SAN GABRIEL VALLEY ENTREPRENEUR	04/24/2012	Active	9	0	5	-35.71%	14	3	3	Y		N	10/2025	90+ Days	
126161	San Marino Griffins	11/30/2015	Active(1)	1	0	0	0.00%	20		7	N	None		12/2024		\$1,455.00
106969	SOUTH PASADENA ROYAL	12/11/2009	Active(1)	18	0	0	0.00%	18		15	N	None		08/2025		
132076	Temple City Centennial	06/30/2017	Active	18	0	0	0.00%	18		19	Y		R	11/2025		\$4,130.00
	Exc Award (06/30/2019)															
2516	UPTOWN LONG BEACH	03/29/1944	Active	10	2	4	-16.67%	14	2	4	Y		R	08/2025		\$500.00
2538	WEST COVINA	01/12/1960	Active(2)	9	0	0	0.00%	19		6	N	3		12/2024		
2539	WHITTIER HOST	05/11/1922	Active	109	4	3	0.93%	116	10	0	Y	3	R	09/2024		\$1,000.00
105080	WHITTIER SPECIAL OLYMPICS SOLA	03/24/2009	Active	47	4	0	9.30%	48		1	Y		N	11/2025		\$50.00
	Exc Award (06/30/2017, 06/30/2018, 06/30/2021, 06/30/2023)															

Clubs Cancelled Previous Fiscal Year – Clubs Cancelled within last 12 months may be reinstated

Club Number	Club Name	Charter Date	Current Status*	Cancellation Date
-------------	-----------	--------------	-----------------	-------------------



Club Health Assessment for District 4 L2 through December 2025

INTERNATIONAL

			Status		Membership					Reports				Finance		LCIF			
Club Number	Club Name	Charter Date	Times in Status Quo in Past 2 Years	Current Member Count **	YTD Members Added	YTD Members Dropped	YTD Net Growth% ***	Member Count 1 Year Ago	Dropped Members Avg.Length of Service	Months Since Membership Update	Current Officers Reported ****	Current President Repeated Term	VP Reported *****	Last Date Reported Service (mm/yyyy)	Account Balance	YTD Donations			
66785	ARTESIA LITTLE INDIA	11/07/2002	Cancelled(8*)	12/30/2024															
174807	Los Angeles Rose	09/09/2024	Cancelled(8*)	03/29/2025															
68878	NORTHRIDGE	05/06/2003	Cancelled(8*)	10/29/2024															
156416	Norwalk Rosewood	06/17/2024	Cancelled(8*)	06/29/2025															
149898	San Gabriel Golden Bright	03/22/2022	Cancelled(8*)	06/29/2025															
2532	SIGNAL HILL	06/09/1948	Cancelled(8*)	12/30/2024															
Current Total Clubs Count	YTD New Clubs Count	YTD Cancelled Clubs Count	YTD Net Club Gain	Current Total Members Count	YTD Add	YTD Drop	YTD Net Growth	YTD Net Growth %	Member Count 12 Months Ago	Average Member Count Per Club	% of Clubs with less than 20 members	% No Officer Report in 12 Months	% of Clubs with balance 90+ days	Number of Clubs in Status Quo	% Status Quo Clubs in Financial Suspension	Number of Cancelled Clubs	Average Cancelled Club Age	Members Lost Due to Cancellation	% of Clubs Cancelled for Non-Financial Reasons
60	2	1	1	1,521	244	113	131	9.42%	1,484	25	55%	5%	13%	0	0%	1	187	16	-600%

* - P - Priority Club. Cancellation Reasons: 1-Objectives/conduct, 2-Non-active club, 5-Non-existing club, 6-Disbanding, 7-Merger, 8-Financial Suspension, 9-District/Multiple District Dues.

** Red denotes below 15 active members.

*** Red denotes 20% + loss.

**** Y - all 3 (President, Secretary, Treasurer) club officers reported, N - not all 3 reported.

***** Abbreviation: N-New, IP-Immediate Past, R-Repeat.



Club Health Assessment for District 4 L3 through December 2025

			Status	Membership						Reports				Finance	LCIF	
Club Number	Club Name	Charter Date	Times in Status Quo in Past 2 Years	Current Member Count **	YTD Members Added	YTD Members Dropped	YTD Net Growth% ***	Member Count 1 Year Ago	Dropped Members Avg.Length of Service	Months Since Membership Update	Current Officers Reported ****	Current President Repeated Term	VP Reported *****	Last Date Reported Service (mm/yyyy)	Account Balance	YTD Donations
Clubs less than two years old																
182933	L A Legacy	06/18/2025	Active	20	1	1	0.00%	0	0	2	Y	2		06/2025		
189804	LA Healthcare Professional	10/07/2025	Newly Chartered	23	23	0	100.00%	0		1	Y		N			
180090	LA Maharlika Doctors	01/21/2025	Active(1)	24	0	0	0.00%	0		1	Y		N	04/2025		
178472	Los Angeles Beneficent	12/27/2024	Active(1)	13	0	1	-7.14%	20	1	0	Y	2	R	04/2025		
182148	Los Angeles Better Tomorrow	06/04/2025	Active	20	0	0	0.00%	0		2	Y	2		06/2025		
178048	Los Angeles Blue-Blooded	12/03/2024	Active	36	6	1	16.13%	41	0	1	Y	2	R	12/2025		
182083	Los Angeles Crest	06/10/2025	Active(1)	25	5	2	13.64%	0	1	2	Y	2		06/2025		
182145	Los Angeles Eternity	06/10/2025	Active	15	0	5	-25.00%	0	1	0	Y	2		06/2025		
178590	Los Angeles Global Leaders	12/02/2024	Active	20	0	0	0.00%	20		6	Y	2		02/2025		
178558	Los Angeles Golden Coast	09/25/2024	Active	19	1	7	-24.00%	22	1	0	Y			06/2025		
187166	Los Angeles Noble Heart	07/15/2025	Active	31	31	0	100.00%	0		2	Y		N	08/2025	90+ Days	
Clubs more than two years old																
2541	AVALON	06/11/1947	Active	36	3	2	2.86%	34	10	1	Y	2	R	06/2025	90+ Days	\$100.00
130805	Beverly Hills	05/23/2017	Active(3)	4	0	0	0.00%	4		12	Y	3	R	06/2025		
2439	BURBANK NOON	06/20/1968	Active	10	0	1	-9.09%	11	12	5	Y	8	R	10/2024		\$100.00
Exc Award (06/30/2018)																
122045	Carson	05/06/2014	Active(1)	27	6	0	28.57%	20		1	Y	2	R	12/2025		
Exc Award (06/30/2015)																
2543	CULVER CITY	04/28/1923	Active(2)	11	0	0	0.00%	11		14	Y	11		11/2024		
2546	GARDENA VALLEY	11/26/1923	Active	23	0	0	0.00%	23		8	Y		N	11/2025		
2559	HAWTHORNE IMPERIAL L C	01/18/1938	Active(1)	4	0	0	0.00%	7		5	N	8		12/2024		
130114	Inglewood City of Champions	02/17/2017	Active	21	1	2	-4.55%	20	3	0	Y		R	12/2025		
37022	KAYUMANGGI L C	05/21/1979	Active	32	2	0	6.67%	31		2	Y		N	07/2024		\$2,500.00
140430	Los Angeles Arirang Specialty	12/17/2019	Cancelled(8*)	0	0	3	-100.00%	2	2	3	N	None		11/2024	90+ Days	
97674	LOS ANGELES BRILLIANT	09/01/2006	Active(1)	13	5	9	-23.53%	37	6	0	Y			09/2024		
50974	LOS ANGELES BUILDER	10/11/1990	Status Quo(4)	16	0	0	0.00%	16		8	Y		N	11/2024	90+ Days	



Club Health Assessment for District 4 L3 through December 2025

			Status	Membership						Reports				Finance	LCIF	
Club Number	Club Name	Charter Date	Times in Status Quo in Past 2 Years	Current Member Count **	YTD Members Added	YTD Members Dropped	YTD Net Growth% ***	Member Count 1 Year Ago	Dropped Members Avg.Length of Service	Months Since Membership Update	Current Officers Reported ****	Current President Repeated Term	VP Reported *****	Last Date Reported Service (mm/yyyy)	Account Balance	YTD Donations
38944	LOS ANGELES CENTRAL	10/30/1980	Active	23	1	2	-4.17%	27	18	4	Y			11/2025	90+ Days	\$1,100.00
60416	LOS ANGELES CORREGIDOR ISLAND	02/25/1998	Active	8	0	0	0.00%	8		9	Y	2	R	12/2024		
105461	LOS ANGELES COSMOPOLITAN	05/08/2009	Active	38	7	2	15.15%	35	6	0	Y			11/2025		
134631	Los Angeles Dignity Lions Club	05/30/2018	Active(1)	12	0	0	0.00%	11		9	Y	2	N	09/2024		
44204	LOS ANGELES DOWNTOWN	08/30/1984	Active(1)	32	1	0	3.23%	28		1	Y			09/2024		
95804	LOS ANGELES DYNAMIC	02/20/2006	Active	17	0	0	0.00%	15		7	Y		N	08/2025		
130862	Los Angeles Empowering	05/12/2017	Active	7	0	0	0.00%	7		17	Y	3	N	01/2025		
43320	LOS ANGELES FIL AM	01/26/1984	Active	25	9	7	8.70%	22	13	2	Y		N	09/2025		
2458	LOS ANGELES GRIFFITH PARK Exc Award (06/30/2016, 06/30/2018)	12/13/1927	Active	3	0	0	0.00%	3		17	N	None		11/2024		
132381	Los Angeles Hollywood Host Exc Award (06/30/2018)	08/04/2017	Active	16	0	0	0.00%	16		16	N	None		10/2024		
110866	LOS ANGELES HWARANG	04/21/2011	Active(1)	11	0	0	0.00%	11		15	Y	3		09/2024	90+ Days	\$300.00
31002	LOS ANGELES KOREATOWN	06/27/1975	Active(1)	91	5	0	5.81%	88		3	Y		N	04/2025		
29251	LOS ANGELES LITTLE TOKYC Exc Award (06/30/2016)	05/07/1974	Active	6	0	0	0.00%	6		7	Y	6	R	08/2024		
134253	Los Angeles Luzvimin	03/29/2018	Active	62	14	3	21.57%	59	1	0	Y	2	N	12/2025		
51959	LOS ANGELES MABUHAY	08/16/1991	Active(1)	4	0	0	0.00%	4		5	Y	3		11/2024		
61469	LOS ANGELES MAHARLIKA	02/01/1999	Active(1)	40	1	3	-4.76%	53	4	1	Y		N	12/2025		
2560	LOS ANGELES MIRACLE MILE	03/13/1947	Active	12	3	1	20.00%	10	41	1	N	None		02/2025		
140577	Los Angeles New Heritage Exc Award (06/30/2025)	12/27/2019	Active	22	0	4	-15.38%	26	5	0	Y			07/2025		
64318	LOS ANGELES NEW MILLENNIUM Exc Award (06/30/2023, 06/30/2024, 06/30/2025)	05/15/2001	Active	61	2	0	3.39%	57		1	Y		N	11/2025		
128092	Los Angeles Progressive	06/29/2016	Active	17	0	0	0.00%	17		2	Y			12/2025		
77387	LOS ANGELES SKYLINE	07/09/2003	Active	36	5	0	16.13%	31		0	Y		N	12/2025		
125349	Los Angeles Synergy Exc Award (06/30/2021, 06/30/2022)	07/13/2015	Active	17	3	0	21.43%	20		4	Y		N	12/2025		




Club Health Assessment for District 4 L3 through December 2025

			Status	Membership						Reports				Finance		LCIF			
Club Number	Club Name	Charter Date	Times in Status Quo in Past 2 Years	Current Member Count **	YTD Members Added	YTD Members Dropped	YTD Net Growth% ***	Member Count 1 Year Ago	Dropped Members Avg.Length of Service	Months Since Membership Update	Current Officers Reported ****	Current President Repeated Term	VP Reported *****	Last Date Reported Service (mm/yyyy)	Account Balance	YTD Donations			
136351	Los Angeles Tanay USA	09/07/2018	Active	10	1	2	-9.09%	6	0	2	Y		N	03/2025	90+ Days				
150849	Los Angeles The Future Leaders	06/10/2022	Active(1)	5	0	0	0.00%	6		6	Y			09/2024					
155643	Los Angeles True-Blue	10/13/2023	Active	96	10	15	-4.95%	104	1	0	N	None	N	09/2025					
155558	Los Angeles Unified	08/23/2023	Active	30	2	9	-18.92%	37	2	1	Y		N	06/2025					
107660	LOS ANGELES UNITY	02/24/2010	Active	4	0	0	0.00%	4		13	Y	2		09/2024					
149524	Los Angeles Vibrant	05/04/2022	Active	11	0	0	0.00%	21		0	Y		N	01/2025					
89219	LOS ANGELES WESTERN	09/01/2005	Active	18	0	0	0.00%	18		17	N	None		08/2024					
49130	LOS ANGELES WILSHIRE	01/06/1989	Active(1)	4	0	1	-20.00%	8	17	5	Y			09/2024					
2568	MALIBU	09/03/1948	Active	11	2	0	22.22%	9		4	Y	2	N	11/2024					
2573	PALOS VERDES PENINSULA	10/30/1961	Active	15	0	1	-6.25%	15	0	1	Y		IP	08/2024					
2572	REDONDO BEACH	07/11/1957	Active(1)	7	0	0	0.00%	7		21	Y	15	R	09/2024	\$1,200.00				
2574	San Pedro	09/19/1922	Active	12	0	1	-7.69%	16	13	3	Y	4	R	12/2025					
2576	SANTA MONICA-PACIFIC PALISADES	11/01/1923	Active	22	2	3	-4.35%	27	28	0	Y		N	10/2025					
93248	SOUTH BAY LOMITA	01/04/2006	Active	19	0	4	-17.39%	22	21	1	Y		N	12/2025					
Exc Award (06/30/2019)																			
133908	Southern California Inka	02/22/2018	Active(1)	26	1	0	4.00%	31		4	Y	2		09/2024	\$300.00				
2581	TORRANCE WEST TORRANCE	10/21/1963	Active	12	0	0	0.00%	12		17	Y	9		09/2024					
2582	VENICE MARINA LAX	02/29/1924	Active	23	0	1	-4.17%	21	5	2	Y	2		11/2025					
2583	WEST HOLLYWOOD	12/28/1926	Active(2)	14	0	0	0.00%	14		25	Y	7	R	09/2024					
2585	WILMINGTON	06/17/1936	Active	10	0	0	0.00%	10		4	Y	2	R	02/2025					
Current Total Clubs Count	YTD New Clubs Count	YTD Cancelled Clubs Count	YTD Net Club Gain	Current Total Members Count	YTD Add	YTD Drop	YTD Net Growth %	Member Count 12 Months Ago	Average Member Count Per Club	% of Clubs with less than 20 members	% No Officer Report in 12 Months	% of Clubs with balance 90+ days	Number of Clubs in Status Quo	% Status Quo Clubs in Financial Suspension	Number of Cancelled Clubs	Average Cancelled Club Age	Members Lost Due to Cancellation	% of Clubs Cancelled for Non-Financial Reasons	
63	2	1	1	1,352	153	93	60	4.64%	1,261	21	56%	5%	13%	1	100%	1	6	3	0%



Club Health Assessment for District 4 L3 through December 2025

		Charter Date	Status	Membership					Reports				Finance	LCIF	
Club Number	Club Name		Times in Status Quo in Past 2 Years	Current Member Count **	YTD Members Added	YTD Members Dropped	YTD Net Growth% ***	Member Count 1 Year Ago	Dropped Members Avg.Length of Service	Months Since Membership Update	Current Officers Reported ****	Current President Repeated Term	VP Reported *****	Last Date Reported Service (mm/yyyy)	Account Balance

* - P - Priority Club. Cancellation Reasons: 1-Objectives/conduct, 2-Non-active club, 5-Non-existing club, 6-Disbanding, 7-Merger, 8-Financial Suspension, 9-District/Multiple District Dues.

** Red denotes below 15 active members.

*** Red denotes 20% + loss.

**** Y - all 3 (President, Secretary, Treasurer) club officers reported, N - not all 3 reported.

***** Abbreviation: N-New, IP-Immediate Past, R-Repeat.



Club Health Assessment for District 4 L4 through December 2025

			Status	Membership						Reports				Finance	LCIF	
Club Number	Club Name	Charter Date	Times in Status Quo in Past 2 Years	Current Member Count **	YTD Members Added	YTD Members Dropped	YTD Net Growth***	Member Count 1 Year Ago	Dropped Members Avg.Length of Service	Months Since Membership Update	Current Officers Reported ****	Current President Repeated Term	VP Reported *****	Last Date Reported Service (mm/yyyy)	Account Balance	YTD Donations
Clubs more than two years old																
2586	ANAHEIM	10/06/1922	Active(1)	14	1	1	0.00%	14	0	5	Y	2	N	10/2025		
2590	BREA	07/25/1922	Active	11	0	0	0.00%	11		1	Y	2	N	10/2025		\$1,600.00
2592	BUENA PARK NOON	10/15/1957	Active	27	0	0	0.00%	24		7	Y		N	12/2025		\$300.00
Exc Award (06/30/2022)																
49097	CHINO VALLEY CA	12/27/1988	Active	21	1	2	-4.55%	23	35	0	Y	3	N	10/2025		\$768.00
Exc Award (06/30/2018, 06/30/2020, 06/30/2021, 06/30/2023)																
2596	COSTA MESA NEWPORT HARBOR	03/08/1927	Active	26	13	5	44.44%	29	0	0	Y		N	12/2025		\$250.00
Exc Award (06/30/2022, 06/30/2023, 06/30/2024)																
145267	Costa Mesa-Goathill	05/07/2021	Active	18	0	1	-5.26%	19	5	1	Y	6	R	11/2025		
Exc Award (06/30/2022)																
2598	CUCAMONGA DISTRICT HOST	09/29/1947	Active	12	2	3	-7.69%	13	1	0	Y	2	N	11/2025		\$2,580.00
Exc Award (06/30/2017)																
31414	DIAMOND BAR BREAKFAST	12/09/1975	Active	27	1	0	3.85%	25		5	Y		N	12/2025		
2603	FULLERTON HOST	03/15/1939	Active	17	0	0	0.00%	17		4	Y		IP	12/2025		\$500.00
Exc Award (06/30/2022, 06/30/2023)																
2606	GARDEN GROVE HOST	11/08/1922	Active	32	2	0	6.67%	31		3	Y			11/2025		
Exc Award (06/30/2017, 06/30/2021, 06/30/2022, 06/30/2024)																
53288	HARBOR MESA	06/16/1992	Active	28	4	3	3.70%	31	17	0	Y		N	12/2025		\$50.00
2607	HUNTINGTON BEACH HOST	05/16/1938	Active	53	3	2	1.92%	56	12	0	Y		N	12/2025		
Exc Award (06/30/2017, 06/30/2023, 06/30/2024)																
2611	LA HABRA HOST	09/08/1947	Active	92	0	0	0.00%	103		7	Y		N	12/2025	90+ Days	\$5,000.00
Exc Award (06/30/2020, 06/30/2022, 06/30/2023, 06/30/2024)																
30495	LAGUNA NIGUEL	04/10/1975	Active	29	1	0	3.57%	29		1	Y		N	11/2025		\$100.00
Exc Award (06/30/2016, 06/30/2017, 06/30/2024)																
48528	MISSION VIEJO	05/06/1988	Active	9	1	0	12.50%	7		2	Y	3		12/2025		
58437	ONTARIO-UPLAND L C	06/17/1996	Active	14	0	0	0.00%	18		6	Y		IP	10/2025		\$600.00




Club Health Assessment for District 4 L4 through December 2025

			Status		Membership					Reports				Finance		LCIF		
Club Number	Club Name	Charter Date	Times in Status Quo in Past 2 Years	Current Member Count **	YTD Members Added	YTD Members Dropped	YTD Net Growth% ***	Member Count 1 Year Ago	Dropped Members Avg.Length of Service	Months Since Membership Update	Current Officers Reported ****	Current President Repeated Term	VP Reported *****	Last Date Reported Service (mm/yyyy)	Account Balance	YTD Donations		
Exc Award (06/30/2017)			Active	35	0	0	0.00%	26		6	Y	2		10/2025		\$1,000.00		
45646	ORANGE CH AMER OF ORANGE COUNT	01/21/1986																
Exc Award (06/30/2018, 06/30/2023, 06/30/2024)			Active	22	0	0	0.00%	23		7	Y	4	R	10/2025		\$125.00		
2620	ORANGE COUNTY CENTRAL	12/20/1922																
Exc Award (06/30/2018)			Active(1)	9	9	0	100.00%	8		2	Y			09/2025				
128711	Orange County Hana	08/24/2016																
Exc Award (06/30/2024)			Active	19	0	0	0.00%	19		5	Y		N	10/2025		\$4,050.00		
33816	ORANGE COUNTY KOREAN AMERICAN	05/10/1977																
Exc Award (06/30/2024)			Active	5	1	0	25.00%	6		0	Y			11/2025				
130760	Orange County Marshall B Ketchum University	04/27/2017																
Exc Award (06/30/2023)			Active	27	0	0	0.00%	28		6	Y	2		11/2025		\$100.00		
2623	POMONA HOST	03/04/1921																
Exc Award (06/30/2022, 06/30/2024)			Active	12	0	0	0.00%	8		7	Y	4	R	09/2025				
2627	SANTA ANA	01/24/1922																
Exc Award (06/30/2023)			Active	380	36	10	7.34%	367	10	0	Y	2	R	12/2025		\$18,600.00		
2630	SEAL BEACH	01/12/1939																
Exc Award (06/30/2017, 06/30/2022)			Active	14	0	0	0.00%	12		3	Y	3	R	08/2025				
2632	STANTON	11/11/1947																
Exc Award (06/30/2023)			Active	48	1	3	-4.00%	46	12	2	Y		N	12/2025				
2633	TUSTIN HOST	02/18/1948																
Exc Award (06/30/2016, 06/30/2017, 06/30/2020, 06/30/2022, 06/30/2023, 06/30/2024, 06/30/2025)			Active	11	1	0	10.00%	11		6	Y	6		04/2025				
2634	UPLAND HOST	11/07/1924																
Exc Award (06/30/2023)			Active	27	21	0	350.00%	27		2	Y		N	10/2025				
110483	WESTERNU CAMPUS	03/01/2011																
Exc Award (06/30/2023)																		
Current Total Clubs Count	YTD New Clubs Count	YTD Cancelled Clubs Count	YTD Net Club Gain	Current Total Members Count	YTD Add	YTD Drop	YTD Net Growth %	Member Count 12 Months Ago	Average Member Count Per Club	% of Clubs with less than 20 members	% No Officer Report in 12 Months	% of Clubs with balance 90+ days	Number of Clubs in Status Quo	% Status Quo Clubs in Financial Suspension	Number of Cancelled Clubs	Average Cancelled Club Age	Members Lost Due to Cancellation	% of Clubs Cancelled for Non-Financial Reasons
28	0	0	0	1,039	98	30	68	7.00%	1,031	37	46%	0%	4%	0	0%	0	0	0



Club Health Assessment for District 4 L4 through December 2025

				Status	Membership					Reports				Finance	LCIF	
Club Number	Club Name	Charter Date	Times in Status Quo in Past 2 Years	Current Member Count **	YTD Members Added	YTD Members Dropped	YTD Net Growth% ***	Member Count 1 Year Ago	Dropped Members Avg.Length of Service	Months Since Membership Update	Current Officers Reported ****	Current President Repeated Term	VP Reported *****	Last Date Reported Service (mm/yyyy)	Account Balance	YTD Donations

* - P - Priority Club. Cancellation Reasons: 1-Objectives/conduct, 2-Non-active club, 5-Non-existing club, 6-Disbanding, 7-Merger, 8-Financial Suspension, 9-District/Multiple District Dues.

** Red denotes below 15 active members.

*** Red denotes 20% + loss.

**** Y - all 3 (President, Secretary, Treasurer) club officers reported, N - not all 3 reported.

***** Abbreviation: N-New, IP-Immediate Past, R-Repeat.



Club Health Assessment for District 4 L5 through December 2025

			Status	Membership						Reports				Finance		LCIF
Club Number	Club Name	Charter Date	Times in Status Quo in Past 2 Years	Current Member Count **	YTD Members Added	YTD Members Dropped	YTD Net Growth***	Member Count 1 Year Ago	Dropped Members Avg.Length of Service	Months Since Membership Update	Current Officers Reported ****	Current President Repeated Term	VP Reported *****	Last Date Reported Service (mm/yyyy)	Account Balance	YTD Donations
Clubs less than two years old																
171762	Apple Valley Sunrise	05/23/2024	Active	55	3	0	5.77%	41		0	Y		N	12/2025		\$500.00
171896	Jurupa Valley RivCo	06/20/2024	Cancelled(6*)	0	0	0	0.00%	24		0	N	None		05/2025		
171510	San Bernardino Beacon of Light	05/15/2024	Active(1)	18	0	0	0.00%	23		2	Y	3		12/2025		
Clubs more than two years old																
32192	ANZA	05/07/1976	Active	29	6	6	0.00%	44	3	0	Y			09/2025		
102533	APPLE VALLEY	06/19/2008	Active	18	1	1	0.00%	19	3	1	Y		N	12/2025		\$150.00
Exc Award (06/30/2021)																
2641	BARSTOW	02/01/1950	Cancelled(6*)	0	0	8	-100.00%	8	18	5	N	None		12/2023	90+ Days	
2642	BEAUMONT	05/28/1947	Active	14	0	0	0.00%	14		7	Y	4	R	04/2024		
37563	BIG BEAR L C	10/15/1979	Active	30	3	3	0.00%	28	2	1	Y		N	11/2025		\$2,500.00
125198	Big Pines Teresita Pines	06/29/2015	Active	18	3	0	20.00%	13		0	Y	7	R	06/2024		
2643	BLOOMINGTON	05/11/1960	Active	6	0	0	0.00%	6		7	Y		IP	12/2025		
2644	BLYTHE	04/19/1946	Active(1)	17	0	0	0.00%	8		7	Y	2	R	11/2023	90+ Days	
2436	BORON	04/11/1944	Active	7	3	1	40.00%	5	20	0	Y	2	R	07/2025		\$1,000.00
38890	CALIMESA BREAKFAST	09/29/1980	Active	31	1	9	-20.51%	40	12	0	Y	3	N	06/2024		
Exc Award (06/30/2024)																
30323	CANYON LAKE	03/12/1975	Active	16	0	1	-5.88%	20	4	4	Y		R	11/2025		\$500.00
2646	COACHELLA VALLEY	01/12/1926	Active(1)	15	0	0	0.00%	15		6	Y	2	R	11/2023		
140491	Colton	12/20/2019	Active(1)	27	2	3	-3.57%	27	6	0	Y			11/2025	90+ Days	
2648	CORONA	09/04/1923	Active	17	1	1	0.00%	17	9	3	Y		N	11/2025	90+ Days	
144972	Crestline	02/12/2021	Active	23	0	6	-20.69%	33	3	4	Y	2	N	12/2025		
Exc Award (06/30/2022, 06/30/2024)																
50368	DESERT CENTER	04/02/1990	Active	16	0	0	0.00%	18		8	Y	2	R	03/2024		
CHUCKWALLA VALLEY																
38548	FONTANA BREAKFAST	06/10/1980	Active	14	0	0	0.00%	14		6	Y	6		10/2023		
2654	GRAND TERRACE	11/29/1973	Active	27	1	0	3.85%	30		3	Y		N	11/2025	90+ Days	
2655	HEMET	10/11/1938	Active	11	1	0	10.00%	12		5	Y	3		11/2025		



Club Health Assessment for District 4 L5 through December 2025

			Status	Membership						Reports				Finance	LCIF	
Club Number	Club Name	Charter Date	Times in Status Quo in Past 2 Years	Current Member Count **	YTD Members Added	YTD Members Dropped	YTD Net Growth% ***	Member Count 1 Year Ago	Dropped Members Avg.Length of Service	Months Since Membership Update	Current Officers Reported ****	Current President Repeated Term	VP Reported *****	Last Date Reported Service (mm/yyyy)	Account Balance	YTD Donations
124596	Highland	04/15/2015	Active	12	0	0	0.00%	10		3	Y	2	N	07/2025		
2659	JURUPA DISTRICT	04/09/1948	Active(1)	38	4	8	-9.52%	41	7	0	Y	4	R	11/2025		\$120.00
	Exc Award (06/30/2016)															
2662	LUCERNE VALLEY	05/15/1947	Active	41	1	7	-12.77%	45	5	2	Y		N	07/2025		\$1,000.00
125026	Menifee Valley	06/04/2015	Active	9	0	0	0.00%	9		17	Y		R	08/2023		
53141	MURRIETA	05/22/1992	Active	21	2	1	5.00%	21	2	2	Y		R	12/2025		\$80.50
89504	MURRIETA BREAKFAST	10/25/2005	Active	8	0	0	0.00%	7		2	Y		R	12/2025	90+ Days	
2664	NORCO	03/29/1951	Active	20	2	0	11.11%	19		3	Y	8	R	10/2023		
135062	North Fontana Centennial	06/22/2018	Active	15	3	5	-11.76%	15	5	0	Y			12/2025		\$50.00
42636	NUEVO & LAKEVW & JUN FL NUVIEW	05/24/1983	Active	13	0	0	0.00%	16		6	Y	4	N	09/2023		
2667	PALM SPRINGS	01/15/1937	Active	27	0	0	0.00%	28		6	Y		R	03/2024		
2671	REDLANDS EVENING	06/18/1970	Active	10	0	0	0.00%	10		6	Y			01/2024		
2672	RIALTO HOST	10/14/1947	Active	14	0	0	0.00%	15		5	Y	4	N	12/2025		
2680	SAN JACINTO	01/16/1928	Active	36	1	0	2.86%	34		5	Y		N	12/2025		\$1,000.00
37564	SILVER LAKES-HELENDALE LC	10/22/1979	Active(2)	12	0	0	0.00%	12		9	Y	5		10/2023		
53500	SPRING VALLEY LAKE	07/06/1992	Active	16	1	7	-27.27%	23	5	0	Y	3	R	11/2025		
2669	TEMECULA	03/17/1969	Active	13	0	0	0.00%	11		11	Y	3		11/2024		
152634	Timberline Lions of Wrightwood	03/14/2023	Active	13	0	5	-27.78%	18	10	1	N		N	07/2023		
2684	VICTORVILLE	01/12/1926	Active(1)	14	0	0	0.00%	20		6	Y	2	R	05/2025		
2686	YUCAIPA VALLEY	09/02/1954	Active	15	0	1	-6.25%	15	14	0	Y		N	08/2024		\$50.00

Clubs Cancelled Previous Fiscal Year – Clubs Cancelled within last 12 months may be reinstated

Club Number	Club Name	Charter Date	Current Status*	Cancellation Date
124341	Calimesa-Yucaipa	03/16/2015	Cancelled(6*)	09/29/2024
2676	RIVERSIDE MAGNOLIA CENTER	03/28/1951	Cancelled(8*)	11/30/2024



Club Health Assessment for District 4 L5 through December 2025

						Status		Membership					Reports				Finance		LCIF
						Times in Status Quo in Past 2 Years		Current Member Count **	YTD Members Added	YTD Members Dropped	YTD Net Growth***	Member Count 1 Year Ago	Dropped Members Avg.Length of Service	Months Since Membership Update	Current Officers Reported ****	Current President Repeated Term	VP Reported *****	Last Date Reported Service (mm/yyyy)	Account Balance
Club Number	Club Name		Charter Date																
Current Total Clubs Count	YTD New Clubs Count	YTD Cancelled Clubs Count	YTD Net Club Gain	Current Total Members Count	YTD Add	YTD Drop	YTD Net Growth	Member Count 12 Months Ago	Average Member Count Per Club	% of Clubs with less than 20 members	% No Officer Report in 12 Months	% of Clubs with balance 90+ days	Number of Clubs in Status Quo	% Status Quo Clubs in Financial Suspension	Number of Cancelled Clubs	Average Cancelled Club Age	Members Lost Due to Cancellation	% of Clubs Cancelled for Non-Financial Reasons	
39	0	2	-2	756	39	73	-34	-4.30%	828	19	67%	0%	13%	0	0%	2	80	8	50%

* - P - Priority Club. Cancellation Reasons: 1-Objectives/conduct, 2-Non-active club, 5-Non-existing club, 6-Disbanding, 7-Merger, 8-Financial Suspension, 9-District/Multiple District Dues.

** Red denotes below 15 active members.

*** Red denotes 20% + loss.

**** Y - all 3 (President, Secretary, Treasurer) club officers reported, N - not all 3 reported.

***** Abbreviation: N-New, IP-Immediate Past, R-Repeat.



Club Health Assessment for District 4 L6 through December 2025

			Status	Membership						Reports				Finance	LCIF	
Club Number	Club Name	Charter Date	Times in Status Quo in Past 2 Years	Current Member Count **	YTD Members Added	YTD Members Dropped	YTD Net Growth% ***	Member Count 1 Year Ago	Dropped Members Avg.Length of Service	Months Since Membership Update	Current Officers Reported ****	Current President Repeated Term	VP Reported *****	Last Date Reported Service (mm/yyyy)	Account Balance	YTD Donations
Clubs less than two years old																
157635	Chula Vista Noble	05/17/2024	Cancelled(6*)	0	0	0	0.00%	18		1	N	None		11/2024		
180706	Fallbrook Ranch	02/26/2025	Active	21	1	0	5.00%	0		3	Y	2	N	12/2025		
178678	San Diego All City Entertainment	10/15/2024	Active	42	0	0	0.00%	27		8	N	2		12/2025		
174357	San Diego Dynamic	07/11/2024	Active	46	2	16	-23.33%	59	2	0	Y	2	R	10/2025		\$200.00
Clubs more than two years old																
138188	Calipatria	05/07/2019	Active	13	1	1	0.00%	13	6	0	Y	2	N	12/2025		
2694	CHULA VISTA HOST	09/23/1941	Active	10	0	1	-9.09%	11	40	0	Y	2	R	12/2025		
142211	Chula Vista Visionaries	07/15/2020	Active	29	6	3	11.54%	30	5	3	Y	2	R	12/2025		
2696	CORONADO	04/28/1939	Active	8	0	1	-11.11%	9	12	2	Y			12/2025		
107475	DEL MAR SOLANA BEACH DEL SOL	02/15/2010	Active	19	0	0	0.00%	19		5	Y	4	R	12/2025		
2699	EL CAJON VALLEY	04/26/1947	Active	58	4	2	3.57%	55	11	1	Y			12/2025		\$5,000.00
Exc Award (06/30/2018)																
2700	EL CENTRO HOST	05/09/1947	Active	8	0	1	-11.11%	9	49	3	Y	3	R	12/2025		\$1,000.00
2701	EL CENTRO SOL DE ORO	12/27/1966	Active(1)	5	0	3	-37.50%	8	38	2	Y	2		12/2025		
52199	ENCINITAS	12/02/1991	Active	21	1	0	5.00%	19		3	Y		N	12/2025		\$1,000.00
56161	ESCONDIDO CHAMPAGNE VILLAGE	10/21/1994	Active	57	2	0	3.64%	57		0	Y		N	12/2025		\$50.00
2703	ESCONDIDO HOST	08/09/1944	Active	4	0	0	0.00%	11		5	Y	4		12/2025		
78686	HARBISON CANYON	04/05/2004	Active	8	1	0	14.29%	7		0	Y	4		12/2025		
2708	IMPERIAL	09/22/1950	Active	9	0	0	0.00%	9		18	Y	14		12/2025		
133161	Imperial Beach	12/27/2017	Active	10	1	0	11.11%	12		3	Y		N	12/2025		
124902	La Jolla Presidents	06/04/2015	Active(1)	3	0	1	-25.00%	14	13	2	N			12/2025		
2711	LA MESA	03/17/1949	Active	35	8	3	16.67%	32	19	0	Y		N	12/2025		\$311.00
Exc Award (06/30/2017)																
133218	La Mesa Himalayan Friendship	12/13/2017	Active	4	0	0	0.00%	4		22	Y	8		12/2025		
124657	Lemon Grove Lions Club	05/28/2015	Active	18	0	2	-10.00%	17	1	0	Y	3	N	12/2025		\$1,000.00
Exc Award (06/30/2024, 06/30/2025)																



Club Health Assessment for District 4 L6 through December 2025

			Status	Membership						Reports				Finance	LCIF	
Club Number	Club Name	Charter Date	Times in Status Quo in Past 2 Years	Current Member Count **	YTD Members Added	YTD Members Dropped	YTD Net Growth% ***	Member Count 1 Year Ago	Dropped Members Avg.Length of Service	Months Since Membership Update	Current Officers Reported ****	Current President Repeated Term	VP Reported *****	Last Date Reported Service (mm/yyyy)	Account Balance	YTD Donations
2714	NATIONAL CITY HOST	06/21/1944	Active	15	3	4	-6.25%	17	5	0	Y	2	R	12/2025	90+ Days	\$1,320.00
2717	OCEANSIDE SEA LIONS	06/11/1968	Active	39	5	5	0.00%	53	2	0	Y		N	12/2025		
Exc Award (06/30/2024)																
2718	PAUMA VALLEY	01/23/1952	Active	19	0	2	-9.52%	19	4	5	Y	8	N	12/2025		
2719	POWAY	09/28/1960	Active	5	0	0	0.00%	7		6	Y	2		12/2025		
146878	Ramona	06/28/2021	Active	11	1	0	10.00%	10		3	Y	3		12/2025		
142672	San Diego Classic Gold	08/31/2020	Cancelled(8*)	0	0	10	-100.00%	10	4	2	N	None		08/2022		
83143	SAN DIEGO COSMOPOLITAN	07/04/2004	Active	11	1	2	-8.33%	12	1	1	Y	2		09/2025		
62439	SAN DIEGO EXECUTIVE	10/29/1999	Active	21	0	3	-12.50%	24	3	1	Y	2	R	12/2025		
Exc Award (06/30/2017)																
98914	SAN DIEGO FOREVER	03/30/2007	Active	109	10	17	-6.03%	113	5	0	Y		N	12/2025		\$1,400.00
Exc Award (06/30/2021, 06/30/2022, 06/30/2023, 06/30/2025)																
2722	SAN DIEGO HOST	09/08/1921	Active	75	1	6	-6.25%	82	22	2	Y		N	07/2025		
56076	SAN DIEGO MAJESTIC	09/09/1994	Active	71	12	1	18.33%	68	0	0	Y	3	R	12/2025		\$2,600.00
Exc Award (06/30/2017, 06/30/2018, 06/30/2021, 06/30/2022, 06/30/2023, 06/30/2025)																
140614	San Diego Miramar	01/14/2020	Active	24	0	3	-11.11%	28	5	3	Y		N	12/2025		\$1,100.00
Exc Award (06/30/2022)																
106067	SAN DIEGO NORTH COUNTY	07/07/2009	Active	14	0	0	0.00%	13		7	Y	2		12/2025		
2728	SAN DIEGO NORTH PARK	05/18/1926	Active	19	2	5	-13.64%	22	22	4	Y		N	10/2025		\$5,000.00
Exc Award (06/30/2022)																
119990	San Diego Pathfinders	07/16/2013	Active	31	14	0	82.35%	24		4	Y		R	09/2025		\$1,100.00
2729	SAN DIEGO PENINSULA	02/19/1946	Active	12	0	0	0.00%	12		17	Y		N	10/2025		
100585	SAN DIEGO PREMIER	11/26/2007	Active	19	2	0	11.76%	24		4	Y		N	10/2025		
2732	SAN DIEGO RANCHO BERNARDO	06/27/1964	Active	17	2	0	13.33%	17		5	Y		N	12/2025		\$1,050.00
156415	San Diego Renaissance	11/07/2023	Active	36	0	8	-18.18%	41	2	1	N		N	12/2025		\$150.00
134397	San Diego Roaring	04/13/2018	Active	34	0	1	-2.86%	33	2	3	Y	2	R	11/2025		\$1,000.00
Exc Award (06/30/2025)																
147567	San Diego Stars	07/13/2021	Active	69	9	9	0.00%	69	6	0	Y		N	12/2025		\$1,670.00
Exc Award (06/30/2023, 06/30/2025)																



Club Health Assessment for District 4 L6 through December 2025

INTERNATIONAL

			Status	Membership						Reports				Finance	LCIF	
Club Number	Club Name	Charter Date	Times in Status Quo in Past 2 Years	Current Member Count **	YTD Members Added	YTD Members Dropped	YTD Net Growth% ***	Member Count 1 Year Ago	Dropped Members Avg.Length of Service	Months Since Membership Update	Current Officers Reported ****	Current President Repeated Term	VP Reported *****	Last Date Reported Service (mm/yyyy)	Account Balance	YTD Donations
106066	SAN DIEGO TFC	07/07/2009	Active	17	0	1	-5.56%	18	8	0	Y		N	11/2025		\$60.00
	Exc Award (06/30/2017)															
111025	SAN DIEGO UNITED	05/17/2011	Active	15	1	0	7.14%	13		0	Y	2	N	12/2025		\$1,000.00
100624	SAN DIEGO VIETNAMESE AMERICAN	12/01/2007	Active(1)	10	0	0	0.00%	10		12	Y	8		09/2025		
43134	SAN MARCOS	11/17/1983	Active	16	0	4	-20.00%	18	19	5	Y		N	12/2025		\$300.00
	Exc Award (06/30/2018, 06/30/2023)															
2739	SPRING VALLEY	10/27/1954	Active	18	1	0	5.88%	18		3	Y		N	12/2025	90+ Days	\$660.00
2741	VISTA AMIGOS DE VISTA	02/03/1970	Active	27	5	1	17.39%	21	6	0	Y	2	R	09/2025		
53897	VISTA PRIDE OF VISTA	12/16/1992	Active	19	1	2	-5.00%	20	13	3	Y		N	11/2025		\$950.00
111147	WEST SHORES	06/02/2011	Active	21	1	0	5.00%	20		1	Y		IP	12/2025		\$50.00

Clubs Cancelled Previous Fiscal Year – Clubs Cancelled within last 12 months may be reinstated

Club Number	Club Name	Charter Date	Current Status*	Cancellation Date
146873	Lemon Grove Latino DIV	06/22/2021	Cancelled(6*)	01/29/2025

Current Total Clubs Count	YTD New Clubs Count	YTD Cancelled Clubs Count	YTD Net Club Gain	Current Total Members Count	YTD Add	YTD Drop	YTD Net Growth	YTD Net Growth %	Member Count 12 Months Ago	Average Member Count Per Club	% of Clubs with less than 20 members	% No Officer Report in 12 Months	% of Clubs with balance 90+ days	Number of Clubs in Status Quo	% Status Quo Clubs in Financial Suspension	Number of Cancelled Clubs	Average Cancelled Club Age	Members Lost Due to Cancellation	% of Clubs Cancelled for Non-Financial Reasons
49	0	2	-2	1,222	98	118	-20	-1.61%	1,276	25	59%	0%	2%	0	0%	2	5	10	50%

* - P - Priority Club. Cancellation Reasons: 1-Objectives/conduct, 2-Non-active club, 5-Non-existing club, 6-Disbanding, 7-Merger, 8-Financial Suspension, 9-District/Multiple District Dues.

** Red denotes below 15 active members.

*** Red denotes 20% + loss.

**** Y - all 3 (President, Secretary, Treasurer) club officers reported, N - not all 3 reported.

***** Abbreviation: N-New, IP-Immediate Past, R-Repeat.